




VINTAGE SUPPLIES



incorporating



CATALOGUE

A wide range of parts and accessories for the veteran and vintage motoring enthusiast

£2

Vintage Supplies Ltd is a trading entity of the Vintage and Classic Spares group including The Complete Automobilst, Toby Vintage, Stafford Vehicle Components, Small Ford Spares, Classic Ford Spares, Flexolite, Classic Engine Parts, & Classic Bulbs





VINTAGE SUPPLIES



Vintage Supplies Ltd is a long established vintage and classic car parts supply business founded in 1971. We have worked hard over the years to respond to veteran, vintage and classic motor enthusiasts' growing demand for the products needed for the restoration and maintenance of their fine and varied machines. We have consistently remained at the forefront of the market by offering a full and comprehensive range of parts and accessories. This new edition of our catalogue demonstrates our commitment to an ever growing range of stock - also incorporating the range of The Complete Automoblist, established in 1969 and acquired by Vintage Supplies in December 2005.

Our product listings still have a strong emphasis on items for the pre-war car owner and restorer - including a comprehensive range of quality specialist fittings - whilst also addressing the requirements of the vast array of post-war vehicles. During our many years of successful trading, we have consistently invested considerable funds in specialised tooling; commissioning production runs of many items which were becoming difficult to find. We endeavour to actually hold all items on our shelves and are therefore able to offer prompt and efficient mail order despatch. It has always been our policy to provide our customers with a specialised, value for money service. We would though like to remind customers that restoration is normally a long-term process, and due to the nature of our business - incorporating low volume manufacture, with limited demand for some lines - we are subject to long manufacturing periods at times. Please plan ahead if you can and your order parts in good time.

We now trade from our new premises in Malvern, with a sales counter and showroom facility where customers can view and collect parts. From the same premises we operate Stafford Vehicle Components - accessories for your later classic vehicles, Classic Engine Parts - stocking a huge array of engine spares for vehicles from the 1920s onwards, Flexolite - specialising in fluid system components and general service items for vintage and classic vehicles and now Classic Bulbs - offering a huge range of bulbs and LEDs designed for earlier vehicles. Please see the outside back cover for further details. Our opening times are Monday to Friday 9.00am to 5.00pm.

Our secure on-line, easy to use ordering websites are regularly updated and continue to find favour with vintage and classic car enthusiasts due to their simplicity and clear categorisation of parts. The nature of modern trade, our huge range and the popularity of our websites means that attending shows and events has become an increasingly challenging prospect. As a result, we only attend very few shows and jumbles, with a small selection of our range available and on display - events attended are listed on our websites under "news and events". The decision to reduce attendance at shows was made with some sadness, having regularly attended a large number of autojumbles as stallholders for so many years - appreciating that customers like to see actual products on display, rather than only looking at pictures in a catalogue. You are though of course welcome to visit our premises to discuss your requirements, receive advice and see our products. I hope that we can be of service to you.

Matthew Riddell

Business Hours - Our sales office and retail counter hours are Monday to Friday 8.30am to 4.45pm.

Payment Options - We accept Visa and Mastercard debit and credit cards, Paypal and Bank Transfer payments.

UK Orders - UK orders are subject to VAT and despatched using Royal Mail or DHL Express depending on the weight and dimensions of the parcel.

International Orders - We do not charge VAT on any international orders but local duties and taxes will be payable via the shipping agent prior to delivery. We use DHL Globalmail which is a priority packet service, DHL Economy Select (a road service where available) or DHL Worldwide Express (the quickest air service)

The Vintage & Classic Spares Family


Vintage Supplies is part of the Vintage & Classic group of companies



CONTENTS

Acetylene burners & tubing	51	Footman loops	5	Panel clips	76
Aerials	32	Friction shock absorbers	74-75	Pedal rubbers	89
Aeroscreens	21	Fuel additives	116	Petrol can carriers	34
Aluminium sheet	99	Fuel filler grommets	88	Petrol filler grommets	88
Aluminium strip	106-107	Fuel filler hose	24	Pin beading	108
Andre Hartford Shock Absorbers	73-74	Fuel filters	71-72	Pipe fittings	95-96
Armoured cable	59	Fuel gauge	25	Plaques	25-26
Badge bar clips	22	Fuel pipe	96	PLC switch	56
Badge bars	22	Fuel pumps	72	Plug & socket (Dashboard)	58
Badges	22	Fuel tank gauges	74	Plug holder	32
Ball joints	77	Fuel taps	94	Pratts transfer	31
Battery cable	59	Furflex	80	Pressure gauge	24
Battery clamp bracket	60	Fuse boxes & lids	55	Priming cup	94
Battery master switch	55	Fuses	63	Punch tools	78
Beatensons door silencers	14	Garage signs	31-32	Pytchley roof clamp	10
Bifurcated rivets	103	Gasket paper	98	Radiator caps	30
Bolts	112	Gauges & instruments	24-25	Radiator hose	98
Bonnet catches	4	GB plates	25-26	Rear lamps	46-49
Bonnet corner rubbers	90	Gearstick rubbers	112-113	Rear window frame	81, 83
Bonnet handles	5, 6	Glazing strip	85	Reflectors	54
Bonnet hinge fittings	11	Glazing tool	78	Refurbishment & relining	123
Bonnet hinges	11	Goggles	101-102	Reverse/stop lamp	49
Bonnet straps	102-104	Grab handles	5, 6	Roof aerials	32
Bonnet studs	11	Graphited sheet	99	Roof drain cover	10
Bonnet tape	103	Gravelly fastener	10	Roof lamp	54
Boot handle	9	Grease gun adaptors	91	Rope pulls	81
Boot hinges	12	Grease guns	92	Rubber buffers	13, 14, 86
Boot seal	80	Grease nipples	91	Rubber extrusions	105
Boyce motometers	23	Greasers & oilers	93	Rubber horn bulbs	28
Brake cable adjuster	112	Grommets	86	Rubber lamps	48
Brake sign	26	Hammer (copper/hide)	31	Rubber matting	85
Brake switches	57	Handles	9, 10	Rubber tubing	85
Brass pin bead	110	Harness sleeving	63	Rudge whitworth transfer	32
Brass windscreen channel	110	Hats & helmets	100-101	Running board mats	34
Brush sets	72	Headlamp lenses	42-43	Running board steps	34-35
Budget lock	7	Headlamp mounts	51	Running board strip	109
Budget lock covers	8	Headlamp rim catches	52	Screws	81
Budget lock key	7	Headlamp stoneguards	43	Seat runners	35
Bulbholders	57	Headlamp wires	52	Shell transfer	31
Bulbs (lamps)	64-67	Headlamps	40-41	Shimstock	99
Bumper bolts	112	Headlining	79	Side lamps	44-45
Bumper iron covers	87	Heaters	116	Sidescreen fittings	10
Cable	59	Helmets & hats	100-101	Silk rope pulls	81
Cable adjuster	112	Hide m banding	79	Sound deadening felt	79
Cable sleeving	63	Hinge	6, 11	Spanner sets	120
Calico	79	Hood fastener	10	Spark plug adaptor	32
Can carrier/holder	34	Hood frame tube	83	Spark plug caps	60
Carpet fasteners	79	Hood stay bracket	83	Spark plug holders	32
Check strap staples	5	Hood sticks	83	Spark plugs	34
Check straps	5	Hood webbing	84	Sponge rubber	105-107
Choke/control cables	74	Hood window frame	81, 83	Spotlamps	42
Cigar Lighter	57	Hoodings cloth	79	Spring tape	35
Clevis & yokes	77	Horn bulbs	28	Staples	5
Clips & fasteners	78, 84	Horn buttons	57	Starter solenoid	56
Clock	25	Horn push switch	57	Starter switches	56
Cobex sheet	81	Horn reed	28	Steering wheel bosses	30-31
Compartment locks	10	Horns	27-28	Steering wheel repair kit	63
Conduit & ends	63	Hose clips	98	Steering wheels	30
Consumables	122-123	HT cable	59	Stoneguards	43
Control ball joints	77	Ignition cable	59	Striker plates	7
Control boxes	55	Ignition lamp	53	Sun roof handle	10
Coolant	116	Ignition switches	56	Switches	56-58
Cooling fans	117	Indicator lamps	45-46	Swivel catches	10
Copper pipe & fittings	94-96	Indicator switches	57-58	Tandem wipers	68
Cork gasket	99	Instruments & gauges	24-25	Taps	93-94
Cotton braided cable	59	Insulation tape	59	Tax disc holder	28
Cup greasers	93	Interior door handles	8	Tee handles	9
Cup washers	81	Interior lamp	54	Temperature gauge	24-25
D Steel tube	83	Isolating switch	55	Tenax fasteners	78
Dash lamps	53-54	Jointing materials	98-99	Terminals	62
Dash warning lights	53	Jubilee clip	98	Throw over catch	5
Demister	32	Junction boxes	55	Tool bag	102
Denso tape	35	Ki-gass pumps	74	Tools	120-121
Dickey seat step	34	Klaxon horn	28	Transfers	31
Dip switches	57	Klaxon horn button	57	Tread filler strip	109
Distributor bearings & dogs	62	Lamp badges	53	Trim & glazing tools	78
Distributor bronze bushes	60	Lamp bulbs	64-67	Turnbuckle fasteners	78
Distributor cap clips	60	Lamp mounting bracket	54	UK plates	26
Divers lamp	46, 48	Lamp spares	50-52	Underfelt	79
Divers light bracket	54	Lamps	36-49	Upholstery	79
Door buffers/wedge	13, 14	Leather cloth	79	Valve caps	31
Door check straps	5	Leather straps	102-104	Ventilators	12
Door hinge pins & balls	6	Licence Holders	28	Vernier couplings	77
Door hinges	6	Lift the dot fasteners	78	Voltage regulators	55
Door locks	6, 7	Lifting rings	5	Voltmeter	25
Door seal	80	Locking filler caps	24	Vybak sheet	81
Double duck hooding	79	Magneto drive	77	Warning lamps	53
Dovetail door wedge	14	Mallet (copper/hide)	31	Weatherstrip	84
Drain cover	10	Manifold nuts	112	Wheel accessories/trims	32
Drain plugs	93	Master switches	55	Wind deflector	21
Drain taps	94	Matting	85	Window catches	10
Draught excluders	80	Mesh	99-100	Window channel	83-84
Durable dot fasteners	77	Millboard	79	Window lift channel	84
Dzus fastener	10	Mirrors & mirror arms	14-20	Window winder handles	8
Edge trim	80	Montaut prints	124	Windscreen channel	110
Enots clips	98	Motometer wings	23	Windscreen demister	32
Enots taps	93	Motometers	23	Windscreen silencer	10
Escutcheons	8	Nesthill clip	98	Windscreen washers & jets	69
Exhaust fish tails	23	Nipples (grease/oil)	91	Wing bolts	112
Exhaust tape	99	Number plates	111	Wing nuts	112
Exterior handles	9	Numberplate lamps	49	Wing piping	84-85
Felt	86	Oil cans	35, 92	Wiper arms	68
Filler cap necks	24	Oil guns	92	Wiper blades	69
Filler caps	23-24	Oil pressure gauge	24-25	Wiper motors	70
Fishtails	23	Oil seal felt	99	Wiper spindle grommets	90
Flasher units	58	Oil syringes	92	Wire mesh	99-100
Flip top oilers	93	Oilers	93		
Float gauge	74	Oils & Lubricants	113-115		
Floor board washers	8	Over centre catches	4		
Fog lamps	42, 49	Override bead	85		

BONNET CATCHES




138 Pull bonnet catch from a Wilmot Breeden pattern as used as original equipment for Morris 8, Morgan etc. Chrome on brass, approx 4.75" / 120mm long. Complete with bonnet catch plate. Hole centres on bonnet catch base plate 28mm.

148 Small top quality catch, approx 4.25" / 110mm long overall. Complete with catch plate. Chrome plate on brass, with small rubber buffer on back.

149 Larger top quality catch approx 135mm long. Complete with catch plate. Chrome or nickel plate on brass. Mountings approx 90mm apart

426 Small spring loaded pull catch with loop finger pull ring. Painted finish, complete with pocket, approx 118mm long hook




hook for pocket approx 80mm from base.

403 'Ripaults' type screw down bonnet catch, new manufacture, 4 mounting holes approx approx 28mm and 24mm apart vertically on 52mm round base, chromium top, approx 85mm tall. Choice of patterns so please specify your requirements - 4 lobed 'Ripaults' knob, as fitted to most mid '30's vehicles, or 5 lobed plain top as fitted to SS100 and Jaguar SS saloons.

407 Chrome finish on brass, tee shape twist handle fastener. push top down against spring to engage hook, turn through 90 degrees to release. Lever top 52mm long, angled base approx 45mm diameter with four fixing holes. Height fitted 95mm. Mounting hole centres approx 28mm horizontal, 22mm vertical.

407R As 407 above but with 'R' for Riley embossed on knob

CA1331 'Remax' type pattern push and turn bonnet fastener - push handle down to engage catch onto clip (not supplied - as part of vehicle) and turn handle to release catch to open bonnet. Overall length 110mm.



468 Open spring bonnet catch, nickel plate finish, 125mm long. A good value spring catch to hold a bonnet down, supplied with top catch.plate

A-16750 Bonnet/hood catch supplied with pocket. Polished stainless steel parts 91mm tall overall, base 55mm wide. Choice of 2 hole mount (13mm deep) or 3 hole mount (30mm deep).

116 Chrome plate bonnet catch as fitted to Morris Minor, MG J2, Wolseley Hornet etc. the catch has a kidney shape plate to allow movement. Catch size 133mm overall.

CA425 Bonnet catch pull and locating bracket of 'squashed tube' pattern offered by 'Ewarts'. 113mm long. Finger pull is shaped off the end of the tube. Base 36mm x 24mm. Bonnet clip base 31mm x 22mm. We offer this catch in either chrome or nickel plate finish.



839 Rubber bonnet fastener rubber hook with zinc plated bracket and clip length approx 122mm.

839A Small rubber bonnet fastener with rubber hook as above Length approx 54mm.

Y-16750 Bonnet catch plate for mounting to bonnet panel. base approx 72mm tall x 27mm wide. Lost wax cast bronze top catch fitting that can be used as an alternative to several of our bonnet catches which have a clip top.

B-16758 Rubber buffer (black) for fitting behind above bonnet catch plate Y-16750. Dimensions: base 21mm x 18mm, top 21mm x 10mm.

CA236A Stainless steel bonnet catch with T bar grip pattern. 95mm long, two screw base (35mm holes centres). Mounts horizontally.

OVER CENTRE CATCHES



965 Chrome on brass lockable over-centre catch. Can be locked with small padlock (not supplied) base 75mm x 30mm, overall 93mm. Base has 4 mounting holes and top bracket has 2 mounting holes.

966 As above with angled mounting catch, ideal for tool box etc

301 Small over-centre catch, base 65mm x 32mm, overall 80mm, chrome plate on brass.

301A Small over-centre catch, base 70mm x 32mm, overall 80mm, shaped top, chrome plate on brass.

301B Small over-centre catch as 301A, but with a bent catch tab for 90 degree mounting. Ideal for tool boxes etc.

303 Medium over centre catch, base 77mm x 26mm, 105mm overall, chrome on brass. Six mounting holes on base - horizontal 15mm centres, 52mm vertical centres and the middle holes are at 69mm centres approx.

THROW OVER CATCHES




870 Small safety throw over type catch. Base size 67mm x 22mm. Supplied handed - please specify hand required. Chrome on brass.

871 Small throw over type safety catch with arm. Base size approx. 45mm x 28mm. Supplied handed - please specify hand required. Chrome on brass.

CA1418 Polished brass throw over safety catch, base size 41mm x 51mm, 79mm overall. Supplied in pairs only - one piece left hand, one piece right hand.

LIFTING RINGS



278 Rectangular, size 63mm x 43mm without lock. Chrome on brass

377 Rectangular, size 52mm x 38mm with lock. Chrome on brass or polished brass

279 Round flush floor lifting ring, diameter 51mm. Chrome on brass or stainless steel.

CA243 Cast iron screw with cup on to angled bracket. A very firm floor attachment method. Screw cup 57mm diameter

STAPLES (Footman Loops)



199 195 196 472 473 876 199B 195B 196B

Check strap staples/Footman loops

Strap width shown

195 38mm wide chrome or self colour brass

196 51mm wide chrome or self colour brass

199 32mm wide chrome or self colour brass

472 32mm wide black enamel

473 38mm wide black enamel


876 51mm wide black enamel

Staple which fits a 32mm strap - overall length 71mm with hole centres of 58mm.

Staple which fits a 38mm strap - overall length 73mm with hole centres of 60mm.

Staple which fits a 51mm strap - overall length 90mm with hole centres of 77mm.

CHECK STRAPS



194 Black enamel staples, 190mm long x 30mm wide. Choice of brown or black leather

194A Short strap, as above 150mm long. Choice of brown or black leather

799 Larger strap with black enamel staples. 200mm x 51mm. Choice of brown or black leather.

799C Larger strap with chrome on brass staples. 200mm x 51mm. Choice of brown or black leather.

638 Sliding type as fitted to many post-war vehicles. Leather cover over flat spring steel centre. 240mm long x 38mm wide. choice of brown or black leather.

800 Heavy strap 200mm x 51mm with chrome fittings. Please specify whether type A (fixed end) or B (sliding end), choice of brown or black leather

161 Door check arm, effective length 100mm steel with rubber buffer cushion. Angle can be adjusted by customer

161R Replacement rubber cushion only

BONNET/GRAB HANDLES




- 176** Swivel-type grab handle approx 139mm long overall, mounting hole centres approx 120mm, chrome finish.
274 Chrome plated finish larger grab handle. Hole centres 153mm apart, 195mm long overall.
274A Chrome plated finish. larger grab handle suitable for mounting to dash etc. Hole centres 204mm apart, 246mm long overall. Chrome on diecast alloy.



- 275** 4 screw fixing, chrome on brass 118mm long
276 6 screw fixing, chrome on brass 144mm long
277 2 screw fixing, chrome on brass 118mm long
363 Three legged bonnet handle, particularly suited to larger, heavier bonnets. Chrome on brass, 140mm wide x 57mm tall.
448 2 screw fixing, chrome on brass 125mm long. A style fitted to Austin 7 doors etc

DOOR HINGES BRASS




See listed sizes below


Solid extruded brass with undrilled flaps. Measurements detailed are the height up the knuckles followed by the flap size overall when closed. Steel pin. All have 5 equal knuckles. Width approx 12mm. Material thickness 5mm at open end of hinge. Stocked in the following sizes

- 272** 1.3/4" x 4" (approx 45mm x 100mm)
296 1.3/4" x 2" (approx 45mm x 50mm)
596 1.1/2" x 2" (approx 38mm x 50mm)
652 1.1/2" x 4" (approx 38mm x 100mm)
823 2" x 4" (approx 50mm x 100mm)
948 2.1/2" x 4" (approx 63mm x 100mm)

DOOR HINGES STEEL




- 389** Self aligning iron van door hinge 67mm high x 57mm wide. Please note that the weight of the door is always carried in the cup not hanging from it. Left hand and right hand offered. Right hand shown
688 Steel self aligning flat flap hinge, supplied undrilled. Size approx 50mm tall x 125mm long. Left hand and right hand available. Please note that the weight of the door is always carried in the cup not hanging from it. Right hand shown



- 688A** Replacement pin, spring, tag washer and nut only for 51mm tall steel self aligning hinge - overall length 65mm (61mm under countersink), 6mm diameter threaded section 20mm long with machined groove to locate lock washer.
688F As above for 64mm tall hinge - overall length 77mm (73mm under countersink), 6mm diameter threaded section 19mm long with machined groove to locate lock washer.
Y-949624 As above for 38mm tall hinge - overall length 47mm (43mm under countersink), 6mm diameter threaded section 20mm long with machined groove to locate lock washer.
688B Replacement 18mm diameter brass conical ball, tapers down to 8.5mm at the top, 17.5mm tall with a 7.2mm hole.
688C Replacement brass half ball 19mm diameter with hexagon base 11.6mm across flats .
688D Replacement 16mm brass spherical ball
688E Replacement 19mm brass spherical ball

DOOR LOCKS



- 934** Surface mount lightweight door lock with stainless steel cover plate. Rear pull to open, no provision for shaft of external handle. Mounting screws 33mm horizontal, 44.5mm vertical.
447 Remote action cast brass door lock complete with lever mechanism. Lock 83mm x 89mm brass finish. Overall length of lock to lever (handle mounting) 340mm. Suitable for tourer doors.
462 Surface fitting door lock. 80mm tall x 60mm wide x 15mm deep, zinc plated.

www.vintagecarparts.co.uk
 Tel. +44 (0) 1684 212882

Left-Hand Locks Shown



2924 Heavy surface fitting door lock suitable for heavier doors, 78mm x 76mm approx with lever to top. Body stands 19mm proud of mounting panel, with facility for square (6mm size which can be opened out) handle shaft to engage with the lever. The cast brass body is offered in chrome or nickel plated finish. Available in right-hand or left-hand.

540 Small chromium plated, surface mount door lock with lever to top, of a design common to many 'vintage' locks. Base size 86mm x 51mm approx. Original early Morgan style. Square hole for handle shaft approx 18mm from face edge. Available in right-hand or left-hand.

601 'Silent-travel' lock, as used on MG and other pre-war cars, chrome finish 63mm wide 75mm tall body, chrome cover. Facility for shaft of exterior handle to fit into back. Use striker plate part numbers 602N, 602W, 602F or wedge 602D. Square hole for handle shaft approx 20mm from face edge. Available in right-hand or left-hand.

601C Replacement cover only, for our 601 Silent Travel door locks, measures approx 63mm x 75mm. Available in right-hand or left-hand.

Left-Hand Locks Shown



471 Surface fitting door lock, with a lever handle similar to pre-war shape. Base size approx 87mm x 51mm with a long tongue, particularly suitable for open bodywork, plated finish. Square hole for handle shaft approx 20mm from face edge. Available in right-hand or left-hand.

972 Surface fitting lock with top lever action. Base 51mm x 86mm zinc plated. With a little handle adaptation this lock can be modified quite easily to assume a vintage appearance. Square hole for handle shaft approx 17mm from face edge. Available in right-hand or left-hand.



STRIKER PLATES



Striker wedge plate for Silent-Travel lock 601 - chrome finish and embossed Silent Travel on 602N and 602W

602N Narrow mounting plate (early T type) and wedge complete. Mounting 95mm x 20mm

602W Wide mounting plate (TD/TF type) and wedge complete. Mounting 95mm x 34mm

602F Face mounting plate (Cobra, Healey) and wedge complete. 95mm x 33mm

602D Replacement dovetail wedge and nut only

541 Cast brass 38mm x 32mm, lock striker click/click

542 Cast brass 22mm x 54mm striker with 38mm hole centres, click only

542A Malleable cast iron 18mm x 50mm striker with 38mm hole centres, click only


BUDGET LOCKS & ESCUTCHEONS



190 Budget lock, steel with brass tongue approx 79mm x 22mm. Offered handed left or right.

417 Mortice budget lock for side fixing 24mm deep, 88mm long. Tongue protrudes approx 10mm.

129 Slotted keep for above locks, steel.




798 'Bridge type' budget lock, plated finish. Overall height 19mm, 22mm wide x 89mm long, handed left/right.

CA218 Steel budget lock, plated finish. 85mm x 22mm. This lock is NOT handed and works to left or right. supplied with keep 129.

E04A-16658/9 Flat base hook type budget lock. Base 112mm x 25mm. Please select E04A-16658 (right hand) or E04A-16659 (left hand).

191 Key for budget locks, nickel finish,



178 Fig-leaf shaped escutcheon cover, with lift up spring loaded lid. Chrome finish, 2 fixing holes.

425 Lift up flap escutcheon cover with mount holes exposed (centres 35mm). Offered in chrome, nickel or self colour brass.

192 Round escutcheon cover. Flap is hinged at the top and opens up against a spring. 2 hole fixing in base plate. Chrome finish. Approx. diameter 29mm.

193 Keyhole escutcheon. Flap is hinged at the top and opens by sliding sideways against a spring. 2 screw fixing showing on outside of the cover. Chrome, nickel or polished brass finish.

935 Floor board washer, plated steel. Heavy dished washer, 22mm dia. with 8mm hole

INTERIOR DOOR HANDLES



The above handles fit a shaft of 5/16" (just under 8mm) - standard imperial size

324 Chromium finish on brass, 112mm long

325 Chromium finish on brass 120mm long

326 Chromium finish on brass, 105mm long

327 Chromium finish on brass, 90mm long

328 Chromium finish on brass, 83mm long



578 Interior door handle to match our window winder handle 539. Chromium finish 109mm long. Cross pin fixing for 3/8"/10mm square shaft, complete with spring and escutcheon

217 Interior door handle, to match our 218 winder. Chromium finish 114mm long, 3/8"/10mm square shaft size, cross pin fixing. Complete with spring loaded escutcheon.

398 Interior lever handle 110mm long. Chrome plate, fixed with screw through top. 5/16"/8mm square shaft size, can be fitted at various angles of incline.

7W-961208-B Interior lever handle. Chrome on brass, 120mm long. Cross pin fixing for 3/8" (10mm) square shaft.

994 Chromium plated interior door handle 102mm, 3/8" (10mm approx) hole for square shaft

ET6-8122614 Interior door handle 109mm long. Cross pin fixing on to 3/8"/10mm square shaft which is set at angle to line of the handle. Chrome plate finish

WINDOW WINDER HANDLES



539 Interior window winder with spring loaded escutcheon. Chromium finish overall length approx. 4.3"/ 110mm. 3/8"/10mm square shaft size which fixes with cross pin.

218 Interior window winder to match our 217 handle. Chromium finish 120mm long. Complete with spring loaded escutcheon. Cross pin fixing for 3/8" (10mm) shaft

980 Late vintage period reproduction chrome (nickel plate offered as an alternative) on brass window regulator handle. 103mm long overall. Rear locating boss 20mm diameter which fits over 10mm round shaft and has a cross pin for the cut out to engage onto. Fixes to shaft with a screw through face.

996 Chromium plated fluted design winder handle approx 90mm long. 3/8" (10mm approx) hole for square shaft

1/7995 Top hat spacer shim to sleeve up 5/16" square shaft to 3/8" shaft

219 Spring loaded escutcheon, chrome finish. 38mm diam.

219A Early escutcheon, offered in chrome or nickel finish. 59mm diameter with three mounting holes

7W-964275 Chrome plated spun brass trim ring. 46mm dish.



FOR OUR COMPLETE RANGE OF PRODUCTS SEE THE WEBSITE

WWW.VINTAGECARPARTS.CO.UK

EXTERIOR HANDLES 5/16" (8mm) square shaft



532



533

532 Chrome plated plain shaped door handle, 105mm long. Escutcheon fixing holes at 36mm centres. Available locking and non locking.

532A As above handle, but fitted with larger escutcheon with 44mm centre fixing holes. Available locking and non locking.

533 Early pattern door handle, 98mm long, escutcheon fixing holes at 36mm centres. Offered in chrome or nickel plated finish. Available locking and non locking



700



701

700 Slightly curved, traditional pattern handle 95mm long. Escutcheon hole centres approx 34mm. Chrome plated finish. Austin 7 and Morgan pattern. Locking or non locking.

701 Chrome finish, typical post war pattern. 132mm long, slightly curved. Escutcheon fixing holes at 44mm centres. Available locking or non locking.

701B As above but fitted with 36mm escutcheon. Available locking or non-locking.

701A As 701B but fitted with special heart shaped escutcheon. Mounting hole centres 36mm. As fitted to MGTF, Morris Series E etc. Available locking and non locking.



704



805

704 Chrome plated with slight raised rib on face. 110mm long. Escutcheon fixing holes 36mm. Available locking or non locking.

704A As above but escutcheon fixing holes 44mm. Available locking or non locking.

805 Small handle, as used on Cobra etc. 74mm long, escutcheon hole centres 35mm, chrome finish. Available locking and non locking



A-702350/1



40-702350/1

A-702350/1 Nicely shaped exterior door handle with slightly hollowed centre area. Chromium finish, approx 100mm long. Mounting escutcheon hole centres approx 36mm centres. Shaft length is only 40mm long but can easily be extended if necessary by welding extra square steel on. Available locking or non locking

40-702350/1 Swept style handle 117mm long. Escutcheon hole centres 36mm. Non locking. Chrome plated. Supplied singly to suit left and right of vehicle.

40-702350/1-L Swept style handle 117mm long. Escutcheon hole centres 36mm. Locking. Chrome plated. Supplied in PAIRS only to suit left and right of vehicle. Matched key sets.



Y-941205/6



7Y-976164/6

Y-941205/6 Shaped outside handle approx 100mm long fitted with mounting escutcheon, chromium plate finish. Offered locking or non locking. We offer this handle with a flat base escutcheon (35mm hole centres) non locking or locking,

7Y-976164/6 Torpedo shaped handle approx 120mm long. With escutcheon hole centres approx 34mm. Chromium finish. Offered in left or right hand, locking or non locking.



E93A-7022400/1



E493A-7022400/1

E93A-7022400/1 Fluted pattern style handle 115mm long. 34mm escutcheon hole centres. Chrome plated, available locking or non locking.

E493A-7022400/1 Plain top style, 125mm long, 34mm escutcheon hole centres. Chrome plated, available locking or non locking.



E04A-16644

E04A-16644

Chrome plated handle 89mm long with oval escutcheon 23mm x 18mm. Short 5/16" (8mm) square shaft. Original application bonnet lever handle

TEE HANDLES 5/16" (8mm) square shaft



220



597

220 Plain T boot handle approx 108mm, escutcheon hole centres 36mm, chrome plated. Available locking only.

597 Tee boot handle 95mm wide, 44mm escutcheon hole centres. Chrome plated. Locking or non locking available.



7Y-976280



100E-7043500


7Y-976280 Chrome plated Tee locking door handle, 99mm long fitted with mounting escutcheon with 35mm hole centres. Particularly suited to van rear doors.

100E-7043500 As above but fitted with a round escutcheon with locating lugs. Requires fixing with screw into shaft from inside.

CARRIAGE HANDLES



598



599

600

600A

The above carriage handles are supplied in cast brass finish and will require final polishing.

598 Loop carriage handle, 75mm wide. Supplied with escutcheon. In unpolished brass only

599 Curved carriage handle, 95mm wide. Supplied with escutcheon. Cast brass finish, will need polishing if required.

600 Torpedo shape handle, 90mm wide. Supplied with escutcheon. Cast brass, will need polishing if required.

600A Vintage style curved shaped handle with slight raised rib, similar to the handle fitted to the Austin Chummy. Approx 80mm long x 20mm wide with 8mm square shaft fitted 90mm long, Supplied in cast brass finish and will require some final finishing.

SUNDRY FITTINGS



903

986

280

102

103

534

979

903 Saloon drain hole cover for roof, chrome on brass, overall approx 56mm x 35mm, with 45mm hole centres.

986 Wethershields type interior handle for opening sun-roof. Approx 78mm across, with 35mm diameter base, approx 6mm square shaft hole. Chrome finish.


280 Hood fastener. Chrome on brass. Fitted to top hood rail, to locate on to 14mm diameter peg on windscreen frame. Hole can be opened out. base 63mm x 13mm.

102 Sidescreen peg 8mm diameter. Base 46mm x 14mm. Chrome on brass.

103 Sidescreen socket for 8mm diameter peg. 36mm long, head 14mm dia, 11mm hole required in bodywork. Chrome on brass.

534 Sidescreen clamp screw/spade type. Screw fitting (knob 28mm dia) only supplied - which clamps on to blade on sidescreen. Triangular base 53mm x 34mm fixing. Chromium finish.

979 Pytchley sliding roof clamp. Plated brass clamp with leather pressure pad, clamp washer and tightening knob. Available in chrome or nickel. Approx 62mm diameter



470

470S

470A

961

470 Windscreen silencer, swivel base 38mm x 12mm with 29mm holes centres, knurled knob, chromium finish.

470A Angled catch plate for windscreen silencer. Chrome plated. Approx 22mm wide.

470S Straight catch plate for windscreen silencer. Chrome plated. Approx 22mm wide.

961 Top hinges over to lock glass. Chrome finish on steel. Base 35mm x 23mm, top 23mm tall - both measured to hinge pin.




811

811A

811 Gravelly fastener. Small swivel catch for panels etc, chrome finish, base 32.5 mm x 22.5mm, holes centres 24mm long side, 14mm short side, length of arm centre to tip 35mm. Lever locates at 90 degree positions to backplate.

811A Gravelly fastener. Larger swivel catch for panels etc, chrome finish, base 40mm x 25.5mm, hole centres 29mm long side, 16mm short side, length of arm centre to tip 48mm. Lever locates at 90 degree position to backplate.



933

807

399

832A

832B

399 Cubby compartment locking cubby lock with push button to open. Rear of panel fixing U bracket, supplied with pair of keys.

807 Compartment lock with two keys, turn to open, suitable for panels or bonnet. Chrome bezel, fits through 19mm dia hole.

933 Cubby lock. Chrome plated push type - no lock facility

DZUS Type 40 fastener for panel fixing with easy removal.


16mm diameter slotted countersunk head on panel fixing plate 38mm x 22mm, cadmium plated. 1/4 turn to lock on to wire spring (supplied). Panel mounting holes 27mm.

832A Mounting holes 27mm, with approx 13mm reach

832B Mounting holes 27mm, with approx 16mm reach

Tel. +44 (0) 1684 212882

BONNET HINGE - FLAT TYPE



464 shown

464 Medium weight hinge, 1/4" (6mm) steel pin, 16 swg (1.6mm) unpolished brass, flaps undrilled, 2 1/2" (64mm) across flats when open, 2" (51mm) knuckles. Offered in specific lengths. 3ft, 4ft or 6ft.


236 Heavyweight hinge, 5/16" (8mm) steel pin, 16 swg (1.6mm) unpolished brass flap undrilled, 3" (76mm) across flats when open, 2" (51mm) knuckles. Offered in lengths. 3ft, 4ft or 6ft

847 Heavy bonnet hinge, 3/8" (10mm) diameter pin, 16 swg (1.6mm) flaps, 75mm across flaps when open, 51mm knuckles. 5ft/1.52m long only. Brass or stainless flaps with stainless pin

7W-16632 Chrome on brass bonnet centre strip, 845mm (33.25") long 21mm wide. The length is correct for the Ford 'Upright' models

16632BL Brass folded centre bonnet strip. 60 inch length specially commissioned for long bonnet applications. 21mm wide and same profile as part number 16632.

16632-FL Folded steel side strip for sliding into above, 1220mm (48") long. Weld to flat panel. 25mm overall width (flange 14mm)



16632-END Chrome plated end cover and clamp for centre strip. Base 51mm x 13mm, holes 35mm apart.

YE-16729-A Chrome on brass end bracket pressing for centre strip. Base 48mm x 18mm, 21mm deep overall. Mount holes 32mm centres.

B-16729 Chrome on brass end bracket for centre strip. Base 45mm x 16mm, 28mm deep overall. Mount holes 31mm centres.

7W-16729-B Chrome on brass end bracket for centre strip. Base 45mm x 16mm, 20mm deep overall. Mount holes 31mm centres.


Y-16729 Chrome on brass bonnet pin support, 1/4" (6mm) hole. Base 45mm x 15mm, mount holes 31mm centre

Y-8248 Chrome on brass bonnet pin support, 1/4" (6mm) hole. Base 45mm x 15mm, mount holes 31mm centres.

8248A Chrome plate on brass bonnet pin support plate with 5/16" (approx 8mm) hole. base 55mm x 18mm, countersunk 8mm mounting holes with 36mm centres.

BONNET HINGE - FOLDED TYPE

Folded type of hinge, brass pin, stainless steel flange, 2" (50mm) knuckles. These are supplied in sets of one top hinge and two side hinges or as individual items. The bonnet panels slide into the slots.



711set Top hinge 5/16" (8mm) pin 18swg approx 1 3/4" (44mm) open. Side hinge 1/4" (6mm) pin, 18swg, approx 1 1/4" (32mm) open, overall length 5ft (1.52m)

712set Top hinge 1/4" (6mm) pin 18swg approx 1 3/8" (35mm) open. Side hinge 3/16" (4.5mm) pin, 18swg, approx 1 1/4" (32mm) open, overall length 4ft (1.22m)

936 Heavyweight stainless folded type top bonnet hinge, 3/8" (10mm) brass pin, 16swg stainless steel flap folded towards pin, approx 45mm when open, 50mm knuckles. 54"(1.37m) long

BONNET HINGE - STRIP & BRACKETS




16632



16632-FL

16632 Chrome on brass folded centre bonnet strip. 1270mm length (50") 21mm wide. Side panels are folded and slide in place

BONNET STUDS



894 Plated brass domed stud to fit to top panel of bonnet to prevent 'chattering' when the two top panels fold on to each other. 16mm diameter, choice of shallow (approx 8mm high) or deep (approx 10mm high) 1/4 whit thread. Chrome or Nickel available.

894A-C Shallow stud in chrome, 8mm tall x 16mm diameter

894B-C Deep stud in chrome, 12mm tall x 16mm diameter

894A-N Shallow stud in nickel, 8mm tall x 16mm diameter

894B-N Deep stud in nickel, 12mm tall x 16mm diameter

BOOT & BONNET HINGE



209 Chrome plated boot or bonnet hinge with securing studs on rear to fit through panel. Used on Triumph TR4, Spitfire, Herald, Nash Metropolitan, Standard 8 & 10. Base 123mm x 22mm overall. Three securing studs, supplied with nuts. NOTE that these hinges have an angled base. **Sold in pairs only.**

808 Chrome plated boot or bonnet hinge with securing studs on rear to fit through panel. Used on Lotus Elan, TVR, Hillman Imp, Reliant sand kit cars. base 135mm x 22mm overall. Three securing studs, supplied with nuts. **Sold individually.**



ADA897/8 Chrome plated hinge with securing studs on rear to fit through panel. Used as original part on Morris Minor 1951 onward as bonnet hinge. Base 191mm x 26mm overall. Four securing studs, supplied with nuts. NOTE that these hinges have the hinge pin set at an angle. **Sold in pairs only.**

ADA4532/3 Chrome plated hinge with securing studs on rear to fit through panel. Used as original part on Morris Minor as boot hinge. Base 212mm x 22mm overall. Three securing studs, supplied with nuts. NOTE that these hinges have an angled base which also curves. **Sold in pairs only**


VENTILATORS



Rectangular louvre ventilator supplied with or without inner gauze. We manufacture these in three sizes, offering a selection of finishes (some to special order only). They all open to one side against a spring. These vents are handed and supplied in pairs, however single units can be supplied. The sizes shown are for the overall outside frame. Finishes available - self colour brass, chrome or nickel plated brass, steel or zinc plated steel.

181 Size 8" x 4" (203mm x 101mm) **Sold in pairs**

184 Size 6" x 3" (152mm x 76mm) **Sold in pairs**



SV10/4 Size 10" x 4.3/8"(250mm x 113mm) *Only steel or zinc plated steel.*

CA224 Medium rectangular louvre ventilator for scuttle mounting. Overall size 8" x 4" (203mm x 101mm) less gauze. Opens to one side against spring. Pull knob on outside. Offered in chrome or nickel plate on brass finish.

CHM Circular hit and miss ventilator vents. We manufacture these in, 25mm outer diameter. Adjustment by twisting fly nut. Offered in self colour brass or chrome on brass.



www.completeautomobilist.com
Tel. +44 (0) 1684 219864

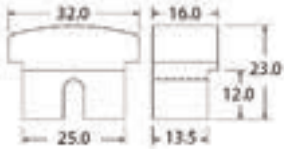


www.vintagecarparts.co.uk
Tel. +44 (0) 1684 212882

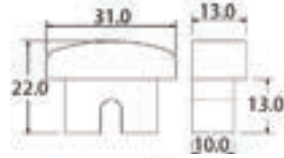
DOOR BUFFERS



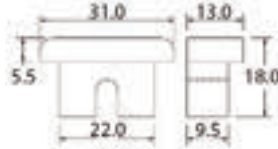
566/01



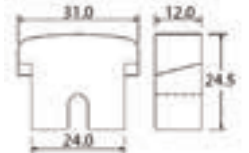
566/02



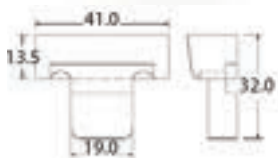
566/03



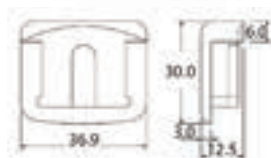
566/04



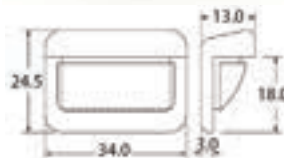
566/05



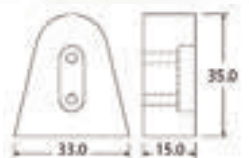
566/06



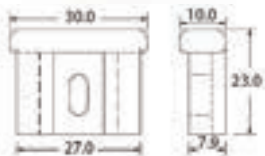
566/07



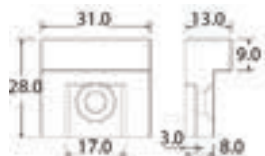
566/08



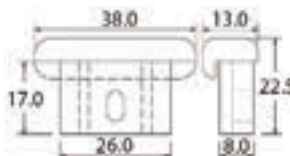
566/10



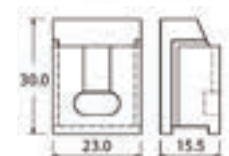
566/11



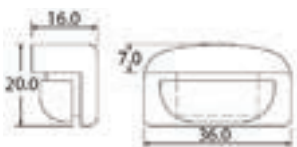
566/12



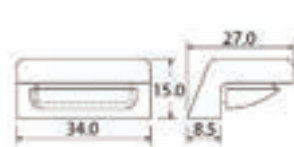
566/13



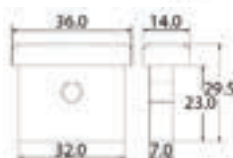
566/19



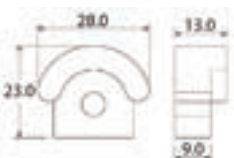
566/21



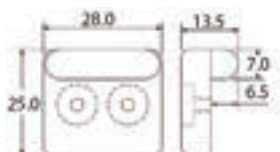
566/216



566/217



566/218




198



FOR OUR COMPLETE
RANGE OF PRODUCTS
SEE THE WEBSITE

WWW.VINTAGECARPARTS.CO.UK



- 197** Door buffer rubber (part 198 above) with plated metal shoe and brass eyelet, size approx 30mm x 12mm. Larger cast brass shoe, buffer and plate
- 566.08SET** Cast bronze buffer shoe assembly including rubber buffer and screw plate, bronze shoe will require drilling and final polishing with a fine abrasive, bronze shoe dimensions 41mm long x 36mm at widest part x 14mm deep. Buffer 35mm long x 32mm at widest part x 15mm deep. Eyelet 19mm x 7.5mm, two 5mm holes with 12mm centres
- 423** Steel dovetail wedge, 24mm x 52mm approx with 40mm hole centres. High quality mating halves tapered to join in very positive action, supplied as a two part set.
- 785** Dovetail door wedge approx 76mm x 43mm. Metal and rubber buffer which is very positive in action. Supplied in two part set.
- CA1063** 'Bedford' or 'Beatensons' type door silencer for the heavier door. Chrome plated brass supplied in two parts. Overall base when closed is approx 70mm x 51mm x 25mm high.
- CA1063A** Angled 'Bedford' or 'Beatensons' type door silencer for the heavier door. Chrome plated brass supplied in two parts. Note that both parts have the additional face bracket. Overall base dimensions when closed 55mm x 52mm with additional 25mm door face bracket. Height approx. 25mm .

EXTERIOR MIRRORS



- 514** Military style mirror equivalent to the original Desmo type 36 and Raydyoy style rectangular convex glass mirror, 155mm x 80mm, with central rear mounting 7/16" clamp. Available in chrome or nickel plate or polished brass, Suitable mounting arm part numbers - **943, 806Arm or 514Arm.**
- 395** Period mirror equivalent to the original Lucas type 160 style exterior rear view mirror 153mm x 82mm, convex glass with 1/2" (12mm) clamp. Backing plate held in place with 4 screws into brackets. Original equipment for MG etc '30s vehicles. We normally offer this part chrome or nickel plated. The rear clamp can be changed if required to 7/16".
- 395-badge** as above with 'Toby' medallion in the back mirror casting. 'Toby Mitchell - London NW1' is the mark Vintage Supplies has applied to its authentic reproductions of select CAV and Lucas pattern lamps and mirrors for over 30 years, continuing the manufacture and development of John Mitchell high quality 'Toby' branded product range.



- 233** Oval type exterior mirror with flat glass suitable for vehicles of the '30's Long head size -128mm x 81mm and overall length of 196mm. Complete with concave base mounting bracket 58mm x 14mm, hole centres 36mm approx. Features triangular/diamond shaped mounting arm/rear case pressing detail to the mounting edge of rear of mirror. All brass and bronze British construction, chromium plated finish only.
- 653** Popular oval type mirror equivalent to the original Desmo 263 model. Convex glass mirror suitable for vehicles of the '30's. Size 110mm x 82mm - overall length 175mm. Complete with concave base mounting bracket 58mm x 14mm, hole centres 43mm approx. Our own manufacture, brass/bronze construction, recreated from an original 'Desmo' mirror. Chrome or nickel plate finish, also polished brass. Although these were originally made for right hand mounting we do offer left hand if specified.
- 653-badge** as above with cast bronze Desmo medallion (finished as the mirror body) riveted to the back of the mirror case. The lost wax cast medallion is marked Desmo across the top, with winged car motif in the centre and Birmingham across the bottom, supplied in polished bronze, chrome or nickel plated finish to match the mirror.
- CA1262** Oval type mirror equivalent to the original Raydyot M39 model. Similar to the 653 type but with a different knuckle joint design and a plain back. Offered in chrome or nickel plated or polished brass finishes.




- 806BKT** Round mirror, 4 3/4" (120mm) in diameter, stamped 'Desmo' on rear of case. Supplied with convex or flat glass . Fitted with the universally adjustable bracket used on many period mirrors. Cast bracket arm onto mirror allows further fine adjustment with a dome into cup arrangement. The bracket is secured with a domed nut. All brass construction, available in chromium or nickel. The head of this handmade British mirror is very similar to the original 'Lucas' type 140 model, with a the twin ball joint arrangement allowing improved adjustment.
- 997** Oval type convex glass mirror suitable for vehicles of the '30's. Size 110mm tall x 82mm wide - overall length 153mm. Complete with concave base mounting bracket 58mm x 14mm, hole centres 43mm approx. Our own manufacture, brass/bronze construction, recreated from an original 'Desmo' mirror. Chromium or nickel plate finish, also polished brass. Please specify left or right hand.




707 Rectangular mirror head size 118mm x 67mm, fitted with clamp for 3/8" (10mm) arm. Available with chromium or nickel plated finish, with either flat glass or convex glass. Suitable mounting arms **806Arm or 707Arm**

720 Oval arm mounting mirror. Recreated from an original 'Desmo' pattern. Size 110mm x 82mm, fitted with clamp for 3/8" (10mm) arm. Available with chromium or nickel plated finish, or polished brass. Suitable mounting arms **806Arm or 707Arm**



CA1011 Small veteran or vintage pattern mirror of the style manufactured by Toby. Flat or convex mirror glass with heavy rim and backing. Head 100mm diameter. The back of the head fitted with two piece brass boss that is pulled tight on the mirror head with a brass coned nut. 3/8" diameter cranked brass arm approximately 8 1/2" (215mm) long. Offered in polished brass finish, or nickel plated finish at additional cost by special order.

CA1014 As above with 7/16" diameter straight brass arm approximately 6 1/2" (165mm) long with adjustable knuckle, cast mounting base plate 68mm x 21mm, with two 6.75mm diameter holes at 41mm hole centres. Offered in polished brass finish, or nickel plated finish at additional cost and by special order.



806 Circular mirror head, with convex or flat glass. 120mm dia, screwed rim. Clamp for 1/2" (12mm) or 3/8" (10mm) rod fitted. Available in polished brass, nickel or chrome. Suitable mounting arms **943, 806Arm, 514Arm or 707Arm**


806L Large circular mirror as above, 145mm diameter. Supplied with either convex or flat glass. Fitted with 1/2" (12mm) mounting clamp as standard. Available in chromium or nickel plate, or polished brass. Suitable arms - **943 or 514Arm**

806S Small circular mirror as above, 100mm dia - flat glass only. Clamp for 3/8" (10mm) rod fitted. In chrome, nickel or polished brass finish. Suitable arms - **806Arm or 707Arm**

806MT as the 806 mirror head with the back of the mirror case fitted with an 18mm diameter chrome on brass 'Toby' medallion

806LT as the 806L mirror head with the back of the mirror case fitted with an 18mm diameter chrome on brass 'Toby' medallion

Toby Mitchell - London NW1' is the mark Vintage Supplies has applied to its authentic reproductions of selected CAV and Lucas pattern lamps and mirrors for over 30 years, continuing the manufacture and development of John Mitchell's high quality 'Toby' branded product range.



Arms for mirror heads

514ARM Adjustable 1/2" (12.7mm) cranked rod mirror mounting arm. Base dimensions 59mm x 22mm, with two 6.5mm approx. diameter mounting holes with centres 39mm apart. Mirror arm approximately 190mm long. Brass construction, available in polished brass, chrome or nickel plated finish.

707ARM Adjustable 3/8" (10mm) cranked rod mirror mounting arm. Base dimensions 59mm x 22mm, with two 6.5mm approx. diameter mounting holes with centres 39mm apart. Mirror arm approximately 240mm long. Brass construction, available in polished brass, chrome or nickel plated finish.

806ARM Adjustable knuckle type mirror arm. Base dimension 65mm x 18mm, with mounting holes at approx 42mm centres. Arm diameter 7/16" (11mm). Arm length 165mm long approx. Solid brass construction, available in polished brass, chrome or nickel plated finish.

943 Non-adjustable cranked rod mirror arm, available in chrome or nickel plated finish. Arm base dimensions 96mm x 21mm with two approx. 6mm diameter mounting holes with 75mm between centres. 7/16" (11mm) diameter rod approx. 150mm long. Offered for Left or Right side fitting.

515S Triangular mirror mounting bracket, similar to the 'Lucas' style mount used on some MGs. Flat base plate 95mm x 15mm with 75mm hole centres. Two 7mm dia rods connect the plate to the mirror head boss, overall bracket height 70mm. Lost wax cast in bronze, available in chrome or nickel plated finish.

515L Large version of above with flat base plate 95mm x 15mm with 75mm hole centres. Two 7mm dia rods connect the plate to the mirror head boss, overall bracket height 98mm. Lost wax cast in bronze, available in chrome or nickel plated finish.

515XL Extra large version of above with flat base plate 140mm x 19mm with hole centres 119mm apart. Two 9mm diameter rods connect the plate to the mirror head boss, overall bracket height 90mm. Lost wax cast in bronze, available in chrome plated finish only.

653arm Extended length mirror mounting bracket arm with approximately 25mm longer reach than standard on our 653 & CA1262 mirrors.



CA1012 Heavy veteran or Edwardian pattern mirror of a style manufactured by Toby. Flat mirror glass with heavy rim and backing. Head 144mm diameter. Substantial arm approx 270mm long with very secure mounting base plate 50mm x 63mm. This item is offered in polished brass or nickel plate finish


CA1013 Heavy veteran or Edwardian pattern mirror of a style manufactured by Toby. Flat mirror glass with bevel edge and heavy rim and backing. Head 172mm x 135mm. Substantial arm approx 270mm long with very secure mounting base plate 50mm x 63mm. This item is offered in polished brass or nickel plate finish



CA1295 Large circular rear view mirror 5 1/2" (140mm) in diameter. A splendid reproduction of a large windscreen pillar mounted, early motoring mirror. Fitted with a convex glass lens the unit can be adjusted for length. Suitable for most medium to large sized vehicles. Arm 10mm diameter, length approx 250mm. Clamps on to approx. 22mm diameter rod. Available in polished brass or nickel plated finish.



CA757 Round rear view mirror suitable for the smaller Edwardian car. Flat type arm clamps to windscreen frame - optimum bar size approx 25mm diameter. Diameter of head 128mm (flat glass). Polished brass or chrome plate finish.



706 Dash mounted interior mirror with single bolt fixing and CONVEX mirror glass. Mirror head 110mm x 65mm. Chromium plated finish, 120mm overall mirror height. equivalent to the original early 'Desmo' type. Used on several sports cars including MGs.

706L Single stud mounted FLAT glass rear view mirror. Large mirror head 160mm x 82mm. Flat glass with chrome surround and back. Overall height 120mm. The actual arm is 75mm tall - to the mirror bolt

SPARE WHEEL MIRRORS



856 Spare wheel mounted rear view mirror, chrome finish, 115mm diameter flat glass, complete with tan leather strap 560mm long. Longer leather straps are available if required at an extra cost - please enquire.



917 Deluxe spare wheel mounted rear view mirror - our own manufacture, secured to wheel with two 770mm long x 25mm wide leather straps. Brass construction, 120mm or 145mm diameter flat or convex round mirror head. Supplied in chrome, nickel or polished brass finishes. This mirror has various adjustment points to cover most applications. We do not advise use if wheel discs are fitted on to the spare wheel. Base size is 194mm x 72mm. Two mirror head sizes available, medium 120mm diameter, large 145mm diameter.

INTERIOR MIRRORS



294 Polished stainless steel backed interior mirror which clamps to rod of maximum 5mm diameter (not supplied). 153mm x 56mm with flat glass.


584 Dash mounted 'Winguard' pattern mirror. 2 screw base fitting 25mm x 53mm, holes at 31mm centres, all chrome, metal backed flat glass mirror 148mm x 60mm. 110mm overall height.

766 Dash mounted mirror, as fitted to MGA. 2 screw base fitting hole centres at 41mm, chrome stem. Metal backed mirror 50mm x 125mm with flat glass. Overall height 90mm,

766G as above with gold backed head and chrome stem.

890 Dash mirror on adjustable height stem. Two screw base 51mm x 21mm - mounting holes at 31mm centres, angled away from screen. Metal backed flat glass 105mm x 45mm, stem height adjusts min 80mm max 150mm high. All chrome finish.

890A Dash mirror on adjustable height stem, two screw swivel type base 58mm x 25mm. Slotted hole centres approx 37mm to 43mm apart. Metal backed flat glass 105mm x 45mm. Stem height adjusts min 80mm max 150mm high. All chrome finish



891 Vintage pre-war pattern mirror, equivalent to the original 'Desmo' 300 model type, convex glass 100mm x 42mm with backing plate. Adjusts fully on mounting, suitable for top or bottom fixing. Adjustable height arm from approx 115mm to a max of 160mm. Available in chrome or nickel finish. Mounting holes approx 37mm between centres

891A As above but on short fixed length arm (85mm long). Available in chrome or nickel finish.

CA1277 Dash mounted chrome mirror (original application Jaguar XK120). Flat glass lens 113mm x 39mm which is retained with top and bottom retaining lugs - NO protected edge. Offered with long or short stem. Long stem height 105mm, short stem height 35mm to ball on mirror back. Two screw holes at 30mm centres, mount base 48mm x 20mm.

CA1277 is long stem version 105mm tall to centre of mirror

CA1277A is short stem version 35mm tall to centre of mirror



CA1318 Interior flat glass mirror on stalk, stainless steel rim and backing, chrome plate mount. head 154mm x 62mm, overall height approx 95mm. base 58mm x 16.5mm, 38mm hole centres.

CA1263 Interior rear view mirror, stainless steel with chrome stem as fitted to MGA etc. Flat glass, head approx 130mm x 57mm with stainless steel outer edge protection. Mounting stem base 58mm x 14mm with two mount holes 40mm centres. Max overall height fitted 93mm.

CA1324 Interior rear view mirror, polished stainless steel back. convex glass 127mm x 54mm. mounting arm approx 85mm high. (approx 100mm overall height). two mounting holes 36mm centres in base 50mm x 25mm. arm leans away from screen.

CA1325 Interior rear view mirror, polished stainless steel back. flat glass 172mm x 62mm. mounting arm approx 85mm high. (approx 105mm overall height). two mounting holes (36mm centres) in base 50mm x 25mm. arm leans away from screen.




B17690 A nice, neat FLAT glass vintage interior mirror with shaped glass with a bevel edge. Glass size 126mm x 65mm. The glass is held at the top and bottom with a traditional stainless steel clamp which tightens with three screws onto the adjustable ball of the polished stainless steel mounting arm - 80mm tall x 68mm wide, with 50mm mounting hole centres.

707515 Rectangular chrome on brass rear view mirror with cast, chrome on bronze triangular mounting bracket, popular on some early MG models. CONVEX glass, Mirror head 118mm wide x 67mm tall, fitted by a single stud to the triangular mounting bracket with a flat base plate 95mm long x 15mm wide with two mounting holes at 75mm centres. Overall height from bracket base to top of the mirror head 90mm.

995 Re-manufactured interior rear view mirror equivalent to 'Lucas' type 308. Convex mirror glass 100mm x 43mm, two screw base mount as shown 40mm hole centres. Chrome on brass finish. Overall height approx 117mm.

CA1356 As above but with larger mirror glass 140mm x 43mm for wider view.



CA1036 Interior rear view mirror with bracket for fitting on to top of round windscreen frame. 69mm x 153mm. This mirror does not have a frame around the bevel edged glass. Offered in polished stainless steel or polished brass finish.

A-17682 Face mounting larger type interior mirror. Flat glass 130mm x 70mm which has a bevel edge. The mounting bracket 92mm wide has a bracket which clamps to the top and bottom of the glass. Overall height approx 135mm. Choice of black mounting bracket or stainless steel

A-17681-T Polished stainless steel bracket assembly which will clamp to top rail of open/tourer cars, retained by screw clamp. Bevel edge, flat mirror glass as above.

OV-17681 Polished stainless steel bracket assembly which clamps to the top rail of open/tourer cars. Held on by screw clamp. Flat mirror glass with oval rim and back, approx 145mm x 73mm.

OV-17682 Polished stainless steel bracket assembly which will screw to top rail in vehicle. Base approx 93mm wide. Flat mirror glass with oval rim and back, approx 145mm x 73mm.



CA1367 Suction mirror for interior use. Fitted to windscreen with suction cup. FLAT glass, stainless steel back and edge rim. Head size 156mm x 63mm.

MIR941-STSC Polished stainless steel suction interior rear view mirror. Mirror head size 128mm x 56mm, with stainless steel backing and edge rim. 62mm diameter suction pad held by traditional mirror clamp bracket. Overall depth from suction pad to mirror face 70mm.

CA1135 Rectangular suction mirror, flat glass, with swivel adjustment. black plastic back and surround 120mm x 56mm. suction pad 53mm diameter

CA1135A Rectangular suction mirror, flat glass, with swivel adjustment. black plastic back and surround 156mm x 68mm. suction pad 53mm diameter.



941BPST Self adhesive interior mirror - Small, black plastic head, Lightweight mirror. Black plastic surround to mirror, black plastic stem with self-adhesive attachment onto glass. Mirror is 120 x 55 mm and 85 mm overall height. Centre of mounting ball to pad approx. 40 mm.

941ST Self adhesive interior mirror, with large 155mm x 60mm size mirror head. Stainless steel mirror edge and back. Black plastic stem with self adhesive pad.

RACING MIRRORS



782 Wing mounting racing mirror, chrome plated 100mm diameter. aerodynamically styled, fully adjustable and vibration free. 110mm long, two bolt base 93mm x 27mm, hole centres at approx 51mm, offered with choice of flat or convex glass.

782A Alloy lightweight version of above mirror.

790C Round chrome plated racing mirror. 4" (100mm diameter), 90mm deep, single bolt fixing at base. FLAT glass.

790 Alloy lightweight version of above mirror.



CA1464 A lightweight black coated, alloy racing mirror. The flat mirror glass is approx 3 1/2" (90mm) diameter. The mirror body is approximately 102mm diameter, with the shell approximately 78mm front to back. The base is 40mm diameter and fitted with an M6 stud, nut and washer.

905 Rounded lightweight alloy racing mirror with rim, 4" (100mm) diameter, single 7mm approx bolt fixing. flat glass. The base is riveted and the rim held in place with screws. Self colour.

Tel. +44 (0) 1684 212882



MIR320B Small bullet/racing mirror with single bolt fixing. All black finish. 4" 100mm diameter overall approximately. FLAT glass lens approx. 3 1/2" (90mm) diameter. M6 mounting stud supplied complete with nut and washer. Adjustable mirror head.

CA1113D Polished aluminium racing/bullet mirror, 4" (100mm) diameter. Currently only available with flat glass lens held in adjustable head section, with screw adjustment. Single bolt mounting (M8 x 30mm long) on base of dimensions 57mm x 20mm. Supplied with a rubber base gasket.



MIR820 A classic bullet style exterior mirror appropriate for fitting to wing or door using two mounting holes with centres 50mm apart. FLAT mirror glass approximately 88mm in diameter. Available in right-hand or left-hand (left-hand shown).

TEXTBUL Stainless steel door mounted bullet mirror. CONVEX glass. Bullet racing mirror with universal fitment, designed for door mounting as on early Minis and many other classic and kit cars. Polished stainless steel head with a chrome plated die cast stem. Dimensions - 102mm diameter, 78mm x 30mm. Available in right-hand or left-hand (left-hand shown).

379 'Oval' mirror head shape, 126mm x 85mm. Stainless steel head supplied with convex glass only.

380 Round shape mirror head. 107mm diameter stainless steel mirror head offered with either convex or flat glass.

381 Tapered shape mirror head, 113mm x 102mm, stainless steel, convex glass.

Chrome mirror arms, mount through 16mm hole in panel, with swing back spring (protected in plastic sleeve) protruding 50mm under arm, secured with a 3/4" AF nut. Supplied with special chrome mirror head domed nut.

- A** - Straight arm approx 105mm long
- B** - Curved arm approx 110mm long
- C** - Adjustable arm approx 103mm long
- D** - Short straight arm approx 70mm long

WING/DOOR MIRRORS



651 Wing mirror equivalent to original 'Lucas' 406 type, 106mm diameter, stainless steel mirror back, chrome stem. Single 8mm mounting bolt approx. Convex glass. Rubber pad on mounting footprint size 42mm x 32mm. Flat glass available. Sold in pairs or individually


CA1378 Round mirror head on arm for mounting on to wing or door. Single mounting bolt (requires 8mm panel hole) on shaped base 58mm x 18mm. Chrome arm slopes out and towards rear. Polished stainless mirror head with convex glass approx 112mm diameter. **Sold in pairs only.**



CA1403 Superb classic chrome mirror that screws to a mounting plate that you attach to your door. Typical of the type used in the late 1960's and 1970's. Ideal for many classic cars such as the Mini, MG etc. Head 145mm x 90mm, base approx 85mm x 33mm, flat glass. Plinth fixing hole centres 35mm. Offered in left or right hand door fitting variants.

467 ITAL exterior door mirror. Polished stainless steel head with convex glass, 113mm in diameter mounted on a chrome plinth with single bolt fixing and locating peg - centres approx 29mm. Supplied with rubber gasket. Mirror footprint 90mm x 30mm at widest point. Can be used as a wing mirror.

SWING BACK MIRRORS & ARMS



Order head alone or with arm choice. Please note - the retaining nut always is supplied with the arm - NOT the head



MIR314 Polished stainless mirror back with chrome stem which is suitable for door or wing mounting. This elegant mirror is not handed and can be used on offside or nearside of the vehicle. 120mm diameter mirror head fitted with FLAT glass. Overall height from base to the top of the mirror head 168mm max. Mounting arm is 100mm high x 126mm long with 103mm hole centres. Supplied with a base mounting gasket.

MIR310 Factory fitment to GM classics of the 50s from Chevrolet, Pontiac, Oldsmobile, Plymouth, though often seen on UK classics and hotrods. Fully adjustable and supplied complete with screws, moulded rubber gasket and fitting template. Fit to door or wing. Polished stainless mirror back with chrome stem. Not handed. Glass diameter approx. 112mm. Length of base approx. 165mm. Overall height 145mm, base 32mm wide 165mm long.



MIROVCHS Oval rear view mirror - Equivalent to Raydot M39 model with SINGLE hole fixing. Chrome on brass finish. Mirror head approx 110 by 82mm. Fitted with our unique single hole fitting stud for improved mounting point flexibility. Flat or convex glass available, please indicate preference.

981 Gutter mounting type clamp on stainless steel mirror. Convex glass 115mm x 73mm with stainless steel back and bracket. Two screws nip the assembly to the right hand side of car. To suit left hand side mounting, the stainless steel bracket will require re-bending slightly.

982 Quarterlight glass type clamp on stainless steel mirror. Convex glass 115mm x 73mm, with stainless steel mirror back and straight bracket. to suit either the right or left hand side.

982C Quarterlight clamp on stainless steel mirror. Flat glass 115mm x 70mm with stainless steel back mounted on a curved arm. Arm extends out 55mm from mounting screws and then 65mm up to the centre of the mirror head. will fit on either the left or right hand side of the vehicle.

MIR942-CT Quarterlight glass type clamp on stainless steel mirror. Flat glass 118mm x 55mm, with stainless steel mirror back and straight bracket.

C5003 Rectangular clip on mirror, designed to fit on the front edge of a door. 64mm x 127mm stainless steel mirror head, 152mm long chrome plated zinc alloy die cast arm.



CA1342 Polished stainless steel clip-on mirror with circular convex glass, 102mm diameter.

CA1191 Circular clip on mirror available in brass or stainless steel. Diameter 90mm.

CA1377 Clamp on circular mirror which will fit to left or right side of vehicle. Head approx 78mm diameter, stainless steel back with flat glass, on curved chrome plated arm (approx 65mm) which clamps to the door edge etc. A useful 'peep' mirror. Clamp bracket can be turned to fit otherside of vehicle.

MIR040 Small circular clamp-on mirror. Stainless steel bracket and mirror back. 78mm diameter flat glass.

CA1230 Chrome finish, clamp to door frame edge, stainless steel exterior mirror. Flat glass head 111mm diameter, on arm approx 135mm long. Adjustment to mirror head angle is by slackening a screw in the arm

C5007 Round mirror with long, curved mounting arm. 4" circular polished stainless steel mirror head with 140mm long curved chrome arm.




MIR437 Racing, bullet type mirror with FLAT glass. Designed to clamp onto the front face of the door or window frame. This mirror will also clamp on to some windscreen surrounds. No drilling required.

CLAMP ON MIRRORS



AEROSCREENS & DEFLECTORS




460

460 'Brooklands' type aeroseen with polished aluminium frame. Supplied complete with chrome on brass wing nuts, banjo legs and mounting feet for adjustable fitting to the vehicle body. Fitted with either curved top or squared top laminated glass. Approx overall size 400mm x 190mm. One of our best selling products. Unchanged for many years




234

234 Auster pattern aeroseen. Polished aluminium frame and brackets to enable mounting onto wood. Laminated glass. Overall size approx 349mm x 180mm. Fully adjustable screen with chosen position retained by large brass wing nut on one aero screen leg. Offered with squared (as original) or curved top glass. For end badges, see part 516AUS.



899

899 Auster pattern aeroseen. Polished aluminium frame and brackets enabling mounting onto wood. Laminated glass. Overall size approx 349mm x 180mm. Fully adjustable with chosen position retained by large cast and polished aluminium wing nut on one end of the aero screen frame. Offered with squared (original) or curved top glass. For end badges, see part 516AUS.



460-scut-c

460-scut-c 'Brooklands' scuttle mount type aero screen, overall width approx 400mm, height approx 170mm, fitted with laminated glass. Polished aluminium frame, mounting legs and plinth. Curved plinth has four mounting holes at 80mm centres, 60mm wide at widest, 32mm wide in the centre, rebated into mounting legs and held with four screws. Chrome on brass wing nuts. Also available with the Auster pattern aeroseen.



CA1150

**MG
pattern**



**MORGAN
pattern**

CA1150 perspex wind deflector with fixings for MG or Morgan. May be used on many other vehicles. Fixes with brackets as shown to the end of your sports car windshield frame. **Sold in pairs only.**



460N

460B

460L

460AUSL

460AUSLN

516AUS

460N Replacement end wing/eared nut for 'Brooklands' aeroseens, 5/16" UNC thread, chromium plated brass.

460B Replacement banjo for 'Brooklands' aeroseens, chromium plated brass, approx 52mm tall.

460L Replacement mounting leg for 'Brooklands' aeroseens, chromium plated brass, approx 45mm tall.

460AUSL Cast and machined aluminium leg for Auster pattern aeroseens. 20 mm diameter bore for screen end. 29mm max width. 60mm high. Two 5.4mm mounting holes at 17mm centres with first centre 7mm from base. 13mm max thickness. including wing nut. 60mm high. Two 5.4mm mounting holes at 17mm centres with first centre 7mm from base. 13mm max thickness.

460AUSLN Cast and machined aluminium leg for Auster pattern aeroscreens. Split bore with threaded stud and brass wing nut to tighten onto approx 20 mm screen end. 55mm max width including wing nut. 60mm high. Two 5.4mm mounting holes at 17mm centres with first centre 7mm from base. 13mm max thickness.



516AUS Reproduction Auster screen badge. Solid aluminium. Raised rim and lettering. 18.5mm diameter, 2.3mm deep with 3mm diameter x 4mm long spigot on back.

As originally fitted to the ends of various designs of Auster screen. Diameter suits the ends of our Auster aeroscreen

part numbers 234, 234-SCUT and 899. Afix with epoxy two part, metal to metal adhesive.

696S Badge bar clip, Stainless steel plain clip, two bolt fixing for standard 19mm round bar.

696 Chrome on brass badge bar clip, two bolt fixing for standard 19mm round bar. Stamped 'Desmo England'


885 Badge bar clip, two bolt fixing for 25mm diameter bar. Chrome plated brass, stamped 'Desmo England'

BADGES



591 Jewellers enamel bonnet badges, chrome backing, approx size 56mm x 35mm. We offer flags for the following countries: Australia, Austria, Belgium, Canada, Czech Republic, Denmark, Finland, France, Germany, Greece, Guernsey, Holland, Ireland, Isle of Man, Italy, Jersey, Malta GC, Monaco, New Zealand, Norway, Poland, Portugal, Spain, Sweden, Switzerland, United Kingdom, United States of America, England, Scotland, Wales.

BADGE BAR & CLIPS



Stainless steel badge bar 19mm dia with chrome legs. Choice of straight or cranked (shown top). Supplied as a kit with bar, two mounting legs, end plugs, rubber gaskets & fastenings.

770S 22" Straight Bar

770C 22" Cranked Bar

BB24 24" Straight Bar

BB24C 24" Cranked Bar

BB18 18" Straight Bar

BB15 15" Straight Bar

BB9 9" Straight Bar with single leg



CA892 Spot lamp mounting bracket, chrome body, single mounting bolt clamp for fitting to 19mm round bar. Lamp mounting hole 15mm. Overall size 63mm x 32mm.

770L Badge bar leg, chrome on brass for 19mm bar

CA281 Chrome plated cast 'Desmo' '613' pattern bracket for 19mm diameter standard badge bars. For mounting long range, spot or fog lamp'. Marked 'DESMO' in casting. 16mm hole for lamp mounting. Size approx 61mm x 31mm.

LUCBRAK-3/4" A chrome plated lamp bracket for use with badge bars, enabling you to mount 'Lucas' 700 or 576 series spot or fog lamps on a 19mm (3/4") badgebar. Length 68mm.

LUCBRAK-1" A chrome plated lamp bracket for use with badge bars, enabling you to mount 'Lucas' 700 or 576 series spot or fog lamps on a 25mm (1") badgebar. Length 68mm.



305C Reproduction AA vehicle members badge, from approx 1945 to 1967, yellow painted backing with chrome face held together with two screws with nuts, 128mm tall 97mm wide, two fixing holes with 25mm centres.

CA1019C Reproduction of the Motor Union badge. Polished brass or nickel plate finish. The words MOTOR UNION are picked out in colour. Supplied undrilled.

666 Self-adhesive vinyl Union flag badges - approx 65mm x 40mm. Sold in pairs (2 pieces).

MOTOMETERS & WINGS



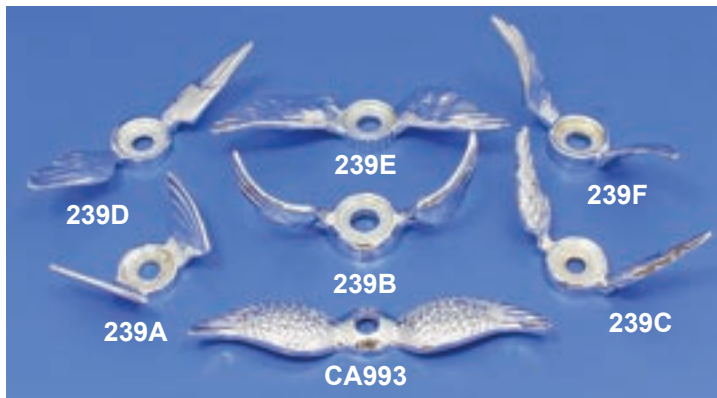
466 Small, gold colour face 'Boyce' motometer to fit in to radiator cap. 60mm approx diameter. Requires 11mm hole in cap for fitting. The temperature sender bulb is approx 38mm long.

466B Plain brass

466C Plain chrome

466CW Chrome wreath

892 Large size motometer with wreathed rim, approx 85mm diameter. Requires 16mm hole in cap for fitting. The temperature sender bulb is approx 43mm long. Offered in chrome or brass.



CA993 Period flat long wings to fit under 'Boyce' meters on the radiator cap. Approx 200mm wide. Offered in polished brass, nickel or chrome plated finish

239 Selection of cast bronze wings for fitting under the motometer to enhance the radiator cap. These are all reproduced from original patterns. We offer these in either chrome or nickel finish.

239A Small President wings, approx 90mm wide

239B Raised curved wings, approx 137mm wide


239C Small Speed raised wings, approx 128mm wide

239D Low pattern wings, approx 174mm wide

239E Flight pattern wings, approx 185mm wide

239F High pattern wings, approx 150mm wide

Overall size 445mm x 185mm. Main body measures 140mm wide. Fishtail measures approx 155mm. Cast integral boss for mounting is undrilled. Supplied unpolished only. Bare weight approx 2.20kg



CA1050 Cast aluminium exhaust fishtail, 180mm wide x 215mm long. Unpolished, requires drill/tap for securing bolt. To fit on to pipe approx 41mm dia. Can be sleeved down as required or enlarged to a maximum approx 48mm bore.

CA1077 Large cast aluminium exhaust fishtail, 240mm wide x 265mm long. Unpolished. Requires drill/tap for securing bolt, may require additional mounting/steady bracket for support. To fit on to pipe approx 58mm dia. Can be sleeved down as required or enlarged to a maximum bore of approx 65mm.

469 Chrome exhaust tail pipe deflector trim, a popular accessory in the 1960s and '70s used to deflect exhaust gases downwards. 180mm long x 115mm wide tapering to 45mm x 40mm deep. Maximum tail pipe diameter 40mm.

FILLER CAPS



'Monza' type cap - Polished light alloy finish, release button is opposite hinge, under the lid. We also offer this part in chrome.

110 Internal thread 2" (51mm) x 18TPI, overall size 60mm x 82mm

111 Internal thread 2 1/2" (63mm) x 16 TPI, overall size 76mm x 100mm

112 Internal thread 2 3/4" (70mm) x 16TPI, overall size 86mm x 114mm

'Aston' type caps - Polished light alloy finish, release lever stands up slightly at side. Also offered in chrome finish.

113 Internal thread 2 1/2" (63mm) x 16TPI, overall size 76mm x 115mm

114 Internal thread 2 3/4" (70mm) x 16 TPI, overall size 89mm x 121mm

EXHAUST FISH TAIL



CA1049 Cast aluminum exhaust fishtail/silencer to the 'Brooklands' pattern. Often used on sports cars or motorcycles. Standard hole for pipe 42mm diameter but can be sleeved down or bored out to fit up to 50mm diameter pipe.

Tel. +44 (0) 1684 212882

'Aston' type 2 - Polished light alloy finish, release lever stands up slightly at side.

115 Internal thread 3 1/2" BSP (100mm) 3.93" x 11TPI, overall size 122mm x 166mm. A very large cap.

115A As above 3 1/2" BSP, with original pattern roller catch. As used on Jaguar C & D types

968 'Bonara' Lever top filler cap, chrome on bronze, internal thread 2.3/8" (approx 60mm) x 20TPI. Used on Singer and MG of vintage period. Use neck part **968N** only

968A 'Bonara' Lever top filler cap, chrome plate finish over brass, internal thread to neck 2" (approx 51mm) x 18tpi. Period fitting to MGs of the 1930's,


968B 'Bonara' Lever top filler cap, chrome plate finish over bronze, internal thread to neck 2.3/4" (approx 70mm) x 16tpi. Period fitting to Rileys etc of the 1930's. Fits to our standard 2.3/4" filler necks (**119**, **119A**, **166** or **166A** listed)

968C 'Bonara' Lever top twist on filler cap, chrome plate finish over brass. Internal neck plain 2.3/8" (approx 60mm) with two oppositely positioned 1/4" locating stops. Period fitting to MGs of the 1930's.

LIK1 Locking filler cap insert for fitting into flanged necks with internal spigot. NOTE this will NOT fit the 2" cap neck (part **117A**)

CA1431 Locking 'Wilmot Breeden' type chrome plated fuel filler cap. Two point bayonet fitting cap supplied complete with two keys. Preferred filler neck size inside minimum 37mm, locating tangs max 46mm dimension. Fits MGB, Spitfire etc. Cap measures 79mm overall.

FUEL FILLER HOSE



Fuel filler neck hose, Wrapped hose made from fuel resistant rubber - sold per centimetre.

FFHWRAP1 - 2" (51mm) inside diameter.

FFHWRAP2 - 2-1/4" (57mm) inside diameter,

Fuel filler neck hose, Flexible hose with steel spring - made from fuel resistant rubber - sold per centimetre

FFHFLEX1 - 2" (51mm) inside diameter.

FFHFLEX2 - 2-1/4" (57mm) inside diameter,

GAUGES & INSTRUMENTS

We offer a range of matching dashboard instruments with wide brass rims (which can be removed and plated if required) of 73mm overall dia. We offer these with black or white faces.



CA717 Oil pressure gauge marked 0 - 6llb/sq in. 1/8" BSP pipe fitting

CA718 As above marked 0 - 25 lb/sq in.

CA719 As above marked 0 - 100 lb/sq in.

CA720C Temperature gauge marked 0 - 120 degrees centigrade, with 1.8 metre capillary tube/sensor.

CA720F Temperature gauge as above marked 40 - 220 degree fahrenheit, with 1.8m tube and sensor.

CA684 Air pressure gauge marked 0 - 5 lb/sq in

ADAPTOR NECKS to suit above Monza & Aston caps



Flanged necks for threads as listed

117 2" x 18 TPI, inside 46mm, outside 76mm, available in chrome on brass or alloy

118 2 1/2" x 16 TPI, inside 56mm, outside 102mm, available in chrome on brass, plain brass or alloy

119 2 3/4" x 16 TPI, inside 65mm, outside 102mm, available in chrome on brass, plain brass or alloy

120 3 1/2" BSP, inside 90mm, outside 126mm, available in alloy

Flanged neck with internal spigot - ALLOY. Will take 51mm or 57mm bore hose, and locking filler insert cap.

117A for 2" cap - NOTE -will only take 51mm hose

118A for 2 1/2" cap

119A for 2 3/4" cap

120A for 3 1/2" BSP cap

Plain neck for threads as listed - BRASS and STEEL

164 2" x 18 TPI, fits over 45mm pipe, brass

165 2 1/2" x 16 TPI, fits over 57mm pipe, brass

166 2 3/4" x 16 TPI, fits over 63mm pipe, brass

968N 2.3/8" x 20 TPI steel (for **968** only)

Plain neck for threads as listed - ALUMINIUM

164A 2" x 18 TPI, for welding or 51mm hose

165A 2.1/2" x 18 TPI, for welding or 63mm hose.

166A 2.3/4" x 18 TPI, for welding or 70mm hose.



PAUL BECK
VINTAGE SUPPLIES

www.vintagecarparts.co.uk

We offer the following from the Smiths' classic gauge range, 52mm diameter gauges with chrome rim bezels (57mm overall dia). All have black dial, white digits, illumination slots and rear retaining saddle.



SCOPM Oil Pressure gauge - 52mm, mechanical, 0-100psi quadrant, the pipe connection thread is 1/8" (x 28TPI) BSP.
CA1440 Oil pressure gauge, marked 0-100 psi. the pipe connection thread is 1/8" (x 28TPI) BSP.
SCOTE Oil Temperature gauge - 52mm, electrical, 50 to 140 degrees C quadrant.



CA721 Temperature gauge, marked 30 to 110 degree centigrade, with 2 meter capillary tube and sensor.
CA1310 Combined duplex gauge, oil pressure (0 - 100 psi) and water temperature (30 - 110 degree centigrade). 1/8" BSP oil pressure connection. 1800mm long capillary, with sensor bulb 9.85mm x 39mm long. Retaining nut is 5/8" UNF thread.



SCFG Fuel Gauge - 52mm, with 12V illumination, Half 'V' chrome bezel, white figures on a black quadrant dial reading from 0 to 1/2 to 4/4.
SCV Voltmeter - 52mm, 1/2 V chrome bezel, white figures on a black quadrant dial reading from 11 to 15 volts.
SCC Classic Clock 52mm diameter with Half 'V' chrome bezel, white figures on a black dial. Supplied with bulb holder and bulb, together with the necessary mounting clamp. Push button on dial face with power on to set.



www.vintagecarparts.co.uk

GB & REAR PLAQUES



474 Plate, black letters engraved into polished aluminium sheet, size approx 190mm x 110mm.
582 Large cast aluminium GB plate with recessed letters, size 290mm x 170mm. Recreated from an original pattern.
705 Small GB plate, letters engraved into polished aluminium sheet, approx 102mm x 63mm.
900 Oval cast GB plaque with raised polished letters and rim, black background, nice vintage pattern cast from an original. Size 139mm x 92mm. Fixed by drilling and blind tapping the thickened rib on rear. Available in polished aluminium, brass, chrome or nickel plate
900D Oval cast D plaque with raised letters and rim, supplied unpainted and unpainted, size 140mm x 96mm,
900F As above F plaque
900IRL As above IRL plaque
900NL As above NL plaque



900A Oval cast GB plaque with 'Austin wings', with raised letters and rim, supplied unpainted. Nice vintage pattern, size 148mm x 107mm, undrilled
900ALV As above with 'Alvis' logo inset. Size 190mm wide x 133mm high, undrilled.
900B As above with 'Bentley B wings' inset. Size 190mm wide x 155mm high, undrilled.
900H As above with 'Humber' logo inset. Size 191mm wide x 133mm high, undrilled.
900LAG As above with 'Lagonda' logo inset. Size 190mm x 133mm high, undrilled.



900MG Oval cast GB plaque with MG 'octagon' badge inset, raised letters and rim, supplied unpainted. Nice vintage pattern size 190mm x 133mm, undrilled.

900MOR As above with Morgan emblem inset. Size 190mm x 133mm high, undrilled.

900R As above with Riley emblem inset. Size 191mm wide x 133mm high, undrilled.

900RR As above with RR emblem inset, size 190mm x 133mm, undrilled.

900S As above with Sunbeam oval emblem inset. 191mm wide x 133mm high, undrilled.



900FLA Oval cast GB plaque with Morris Bullnose Radiator raised letters and rim, supplied unpainted, 190mm x 132mm.

900AUS Oval cast GB plaque with Austin script, with raised letters and rim, supplied unpainted, size 160mm x 115mm.

900FOR Oval cast GB plaque with Ford script, with raised letters and rim, supplied unpainted, size 146mm x 115mm.

900JAG Oval cast GB plaque with Jaguar, with raised letters and rim, supplied unpainted, size 145mm x 105mm.

900DAIM Oval cast GB plaque with Daimler emblem, with raised letters and rim, supplied unpainted, 145mm x 105mm.



CA1159-OV Black powder coated oval aluminium plate (190mm x 105mm) with chrome on brass GB letters (84mm tall). Two oval slots 12mm x 5mm for mounting, for fitting on to a bracket on the rear bumper/override

CA1159 Chrome on brass GB letters 84mm high, each letter attached by 2 screws and nuts from behind (hole centres at 70mm). Please note it is necessary to drill the body and bracket to fix this part.

CA1376 Self adhesive stick-on chrome GB letters 84mm tall.

698 Heavy gauge chromium plated brass letters approx 88mm tall x 62mm wide, as available in early post-war years. Threaded studs to rear for fixing through panel. We offer these to suit a wide variety of country requirements - specify selected letters required- GB, B, NL, DK, CH, UK etc.

letters available :- A,B,C,D,E,F,G,H,K,L,N,P,S,U.



900AUK Oval cast UK plaque with raised, finely finished letters and rim. Black painted background. Nice vintage pattern that we have cast in the same design as our popular 900 'GB' plates. Size 139mm x 92mm. Fixed by drill and blind tap thickened rib on rear. Linished Aluminium and black paint finish.


900CUK as above, cast in solid brass, chrome plate and black paint finish - Please note this is a sand casting which limits the surface finish achievable.

900NUK as above in a nickel plated finish.

900BUK as above in polished brass finish.

900UKL Oval cast aluminium UK plaque, with raised letters and rim, supplied unpainted, nice vintage pattern size 190mm x 135mm. Supplied undrilled for any fixing.

900UKS Oval cast aluminium UK plaque, with raised letters and rim, supplied unpainted, nice vintage pattern size 140mm x 95mm. Supplied undrilled for any fixing.



CA645 Cast aluminium triangular 'Two Wheel Brakes' sign, red painted background with raised aluminium letters. A nice period accessory, this part requires holes drilled for fixing. Size 125mm tall x 127mm wide.

CA411 Cast aluminium triangular 'Four Wheel Brakes' sign (to brag about!). Red paint background with raised aluminium letters. A nice period accessory, this part requires holes drilled for fixing. Size 125mm tall x 127mm wide.

CA412 Cast aluminium triangular 'Keep Off My Tail Caution' sign. Red paint background with raised aluminium letters. A nice period accessory, this part requires holes drilled for fixing. size 125mm tall x 127mm wide.



FOR OUR COMPLETE RANGE OF PRODUCTS SEE THE WEBSITE

WWW.VINTAGECARPARTS.CO.UK

www.vintagecarparts.co.uk


HORNS



CA883 Large and loud 12 volt electric horn, approx 150mm diameter x 90mm deep (front to back). Chrome grill, mounting arm supplied.

CA884 Small 12 volt electric horn with chrome grill. Approx 100mm diameter and 55mm deep. Single hole fixing bracket.

CA884A 6 volt version of above CA884 horn.



CA881 High quality 12 volt all black disc horn. 75mm diameter with mounting bracket and 8mm clearance hole. This horn has two terminals so the body of the horn is insulated, making it suitable for 12 volt positive or negative earth systems. High note.

CA882BC 12 volt horn - black with chrome ring attached by 6 screws, 105mm diameter, 12 volt, 2 x 6.3mm spade/Lucar' type terminals, 'E' marked. Complete with mounting bracket drilled with 8.5mm mounting hole


CA882ABC as above in 6 volt.



WHHT A quality reproduction of the 'Lucas' 9H Windtone type-horn, this one being the High Tone version. As used on many British cars and motorcycles from 1964 onwards. The matching Low Tone version is also available. Twin spade type terminals to connect the wiring. This is a 12 volt horn.


WHLT As above, this one being the Low Tone version. As used on many British cars and motorcycles from 1964 onwards. The matching High Tone version is also available. Twin spade type terminals to connect the wiring. This is a 12 volt horn.

WTH Pair of Windtone horns giving high and low notes. This type of horn set was fitted to many British cars of the 1940s and 1950s, and provides a robust but musical "hoot". A quality reproduction of the original Lucas WT618 type, under bonnet model of the wind tone horn. Compact, lightweight with a black finish.



MIXO-PR Mixo horns - Pair. 12V High and Low tone horns. Super quality made by Klaxon in France.

CA799 High quality 12V horn made by Klaxon in France. Gloss black finish. KW9 model (CH5070105, 722367). 92mm body diameter, 67mm total depth including front central spigot and rear mounting bolt. Fitted with twisted metal mounting strap finishing with an M8 bolt 75mm from horn centre - bolting upwards to position, horn face 30 degrees back from vertical. Supplied complete with mating female connector for ease of wiring.



ALT-12B High quality reproduction horn equivalent to the original Lucas 'Altette' type, with chrome rim on L-shaped bracket with a 10mm mounting hole. 12 volt. Applications include MG TC etc. Stamped 'Altette'.



CA1387 A modern variation of the traditional 'bull horn', making plenty of noise (115db). This robust electric 12 volt, 8 amp horn is operated by a control lever in the cockpit. This is quite a large unit, measuring some 200mm tall x 135mm wide x 185mm deep, including the substantial mounting bracket.



348 Klaxon type horn. Making the wonderful traditional OOOO-HA sound. Chrome trumpet. Very loud at 110db. Universal 12V application. These are the best quality klaxon type horns on the market in both product quality and sound produced. Offered in Chrome, Red or Black.



CA1330A A fine reproduction of the 'Lucas' double twist motor bugle horn. Approx 500mm long overall, supplied with rubber horn bulb, mounting bracket and gauze over front grill opening. Very similar to that fitted in the 1920's period. Fitted with mounting flange. We offer this item in polished brass only.

CA1330B A quality reproduction single twist motor bugle horn used on a number of early cars and motorcycles. Approximately 16" long overall, supplied with rubber horn bulb and gauze over front grill opening. We offer this item in polished brass only.



CA1330C Reproduction bell fronted, curved brass horn for vintage cars and bicycles. 8" turn diameter. 2 3/4" bell diameter, 15" overall length including horn bulb. 4" horn bulb diameter. 2 1/2" long, 11/16" diameter parallel section in front of horn bulb for bracket fitting. We offer this item in polished brass only.

CA1330D Reproduction bell fronted, straight brass horn. Very 'similar to the 'Lucas' No.40, 'Desmo' No.13 and 'Stadium' No.112D motorcycle horns. 4" diameter horn bulb. 14" overall length. 2" long, 11/16" diameter parallel section in front of horn bulb for bracket fitting. We offer this item in polished brass only.



CA1350 Large snake head (serpent head) boa constrictor horn. Overall length of this reproduction item is approx 1750mm. The serpent head is pressed (not a casting), has glass eyes and forked tongue. The taper flexible tube ends with the rubber bulb supplied. The mounting brackets at either end allow fixing. Original examples are extremely rare and this item offers a well made alternative. We offer this in polished brass or nickel.



CA1350-TUBE High quality, British made, taper brass flexible horn tube for the repair of Boa horns. 1500mm long. Inside diameters - 59mm large end for solder connection to Boa head or trumpet, 16.5mm small end for solder connection to horn bulb tube. Wall thickness approx 2.5mm.



774 Small size, black rubber horn bulb, 69mm diameter, brass ferrule, 16mm hole. Particularly suitable for motorcycle horns.

617 Medium sized black rubber horn bulb, 90mm diameter. Brass ferrule. 15mm hole which can be enlarged easily.

CA762 Medium sized black rubber horn bulb, approx. diameter 93mm with 16mm diameter hole. Brass ferrule.

618 Large sized, ribbed black rubber horn bulb, 115mm diameter, brass ferrule, 15mm hole.

923 Brass horn reed, threaded end, approx 13.5mm diameter x 60mm long.

LICENCE HOLDERS



977

976

CA1250

Boa Constrictor

Serpent & Trumpet Vintage Horns

The Boa Constrictor Horn is one of the more exotic products made "in-house" here at Vintage Supplies. These stunning editions of the iconic Boa Constrictor bulb horn are careful reproductions of the horn designs originally patented in 1907 and seen on Edwardian and vintage-era cars.

The Boa Constrictor Horn is available as the iconic serpent's head version, as a large trumpet-head version and a smaller trumpet head that is often used for under-bonnet mounting.



The Boa Constrictor snake horn was a popular addition to period Rolls Royce, Mercedes and other big luxury tourers. This horn can even be seen mounted to Chitty Chitty Bang Bang in the famous film. Originals are very rare commanding high prices for good working examples.




Photo courtesy of Toby Ballard
The Model A Revival Co.


A celebration of traditional British craftsmanship.

The special spiral wound brass tube for the body is made for us locally in the West Midlands. The brass serpent head is pressed as two halves before being brazed together. The forked tongue vibrates within the mouth which adds to the powerful sound. The trumpet head is specially cast, while the large flared bell is spun brass.


All versions are available as polished brass or with a nickel plated finish over the brass.



427LUG-BRN
Nickel plated serpents head mounted on a
Rolls Royce



CA1350
Coiled with replaceable rubber bulb
removed from the reed



CA1360
Large Trumpet Head version
in polished brass




CA1370
Small Trumpet Head version
in nickel plated finish

977 Screen mounted licence holder, barnacle type, fixes to interior of windscreen, sealing to glass with adjustable suction pad. Stainless steel back, approx 85mm diameter, chrome adjusting knob in centre. Good value period style item.

976 'Nustickon' type holder for mounting to inside of flat glass. Outer rim (approx 81mm dia) fixed with 'adhesive' to inside of glass. Chrome plated backplate with Raydyot badge retained by wire C clip which allows insertion of new disc.

CA1250 Tax disc holder, chrome plate on brass screw on rim with stainless steel back and bracket. Single mounting hole (for 10mm bolt). Supplied with rubber seal

RADIATOR CAPS



Replacement screw on radiator caps for Rolls Royce and Bentley. We offer Town cap (undrilled centre) or Mascot cap (drilled with hole for mascot fit). All plated on brass. These are excellent quality items.

CA1108A 2" internal thread for Rolls Royce models Silver Ghost, 20HP and Phantom 1. Offered in nickel finish on brass (chrome to order).

CA1108B 2 1/4" internal thread as above for Rolls Royce models 20/25, 25/30, Wraith, Silver Wraith, Silver Dawn and early Phantom 11. Chrome or nickel finish

CA1108C 2 1/2" internal thread as above for Rolls Royce late model Phantom 11. Chrome finish.

CA1108D 2 3/4" internal thread as above for Rolls Royce model Phantom 111. Chrome finish

CA1108E as above for pre war Derby Bentley, internal thread. Chrome finish

CA1108F as above for post war Crewe Bentley, external thread. Chrome finish

STEERING WHEELS & BOSSES



Re-manufactured quality 'Brooklands' pattern 'Bluemel' steering wheel as fitted throughout the period 1930 to 1960 to numerous vehicles. Current applications include other sports and kit cars. The part is manufactured from the original Bluemel tooling. Stainless steel spokes with chrome separators. Available in black or ivory outer moulded grip. Supplied without centre boss - to be ordered separately if required.

CA1339 'Brooklands' pattern Bluemel black steering wheel 17" (approx 430mm)

CA1339-15.5 smaller 'Brooklands' pattern Bluemel black steering wheel 15.5" (approx 395mm)

CA1339-14 small 'Brooklands' pattern Bluemel black steering wheel 14" (approx 355mm)

CA1339-17-Ivory 'Brooklands' pattern Bluemel ivory steering wheel 17" (approx 430mm)

CA1339-15.5-Ivory smaller 'Brooklands' pattern Bluemel ivory steering wheel 15.5" (approx 395mm)

CA1339-14-Ivory small 'Brooklands' pattern Bluemel ivory steering wheel 14" (approx 355mm)



We offer a choice of centre boss for the Bluemel's 'Brooklands' steering wheel, all feature a polished aluminium body (overall 81mm diameter) with a chrome plated centre. Please note that none have a facility for turn signal or horn push.

MORGAN, plain pattern spline for Morgan up to 1971.

MMM, key way pattern, centre hole measures approx 18.5mm - key way 6.4mm, with pinch bolt for tightening - used on pre war MG (J, P, L, N, TA).

MGA, spline pattern, centre hole measures approx 18.5mm, without pinch bolt - used on MGA,

MGTC, spline pattern, centre hole measures approx 18.5mm, with pinch bolt - used on MG TC

MGTD, twin key pattern, centre hole tapers from 22.35mm to 20.30mm - key ways 4.8mm. Supplied with nut for the top of steering column - used on MG TD & TF.

Please note that the centre engraved plate can be turned if plain centre required.



CA1339A pre war MG, key way pattern, centre hole measures approx 18.5mm - key way 6.4mm, with pinch bolt for tightening - used on pre war MG (J, P, L, N, TA).



CA1339B MG TC spline pattern, centre hole measures approx 18.5mm, without pinch bolt - used on MG TC

Tel. +44 (0) 1684 212882



CA1339C

CA1339C Morgan spline pattern, for Morgan to 1971, centre hole measures approx 18.5mm



CA1339D

CA1339D MGA spline pattern, centre hole measures approx 18.5mm, with pinch bolt - used on MGA



CA1339E

CA1339E MG TD/TF pattern, twin key pattern, centre hole tapers from 22.35mm to 20.30mm - key ways 4.8mm, supplied with nut for the top of steering column - used on MG TD & TF.



CA1339enamel - Bluemel's 'Brooklands' pattern steering wheel enamel block, fits all wheel sizes. Plain blocks also available as **CA1339block**

CA1298 Original Thor 40mm (No 2) copper/hide wheel hammer for use removing wheel spinner nuts etc.



CA1399A

CA1399

CA1399 Chrome valve cover cap that fits on to the tyre valve (including modern type). Plain rounded top pattern.

CA1399A Chrome valve cover cap that fits on to the tyre valve (including modern type). With a raised top with slot for valve removal.

TRANSFERS & SIGNS



CA852

CA806

CA807

CA806 'Pratts' transfers for fuel cans etc. Reproduced from an original for that authentic touch. Sold as a pair

CA807 Reproduction transfer of the original 'Shell' symbol for fuel cans etc. Sold as a pair

CA852 'Rudge-Whitworth' transfers. Add the finishing touch to 'Rudge-Whitworth' wheels with these self-adhesive transfers. Faithful reproduction of the original in red/gold.

WHEEL ACCESSORIES



WT-16

WT-13 Decorative chrome rim trim for 13" wheels. this item fits against the inner edge of the outer steel wheel rim. being held in place with the integral clips as shown on the picture.

WT-14 as above for 14" wheels - in polished stainless steel

WT-15 as above for 15" wheels - in polished stainless steel

WT-16 as above for 16" wheels - in polished stainless steel

WT-17 as above for 17" wheels - in chromium finish.



CA1298



AA-sign

AA-garage-sign

AA.sign. AA aluminium sign. Cast aluminium AA wall sign (supplied unpainted) approx 320mm wide x 394mm tall

AA.garage.sign AA garage aluminium sign. Cast aluminium AA Garage wall sign (supplied unpainted) approx 265mm tall x 200mm wide



Shell.sign

BP.sign

Shell.sign 'Shell' aluminium sign. Cast aluminium 'Shell' wall sign (supplied unpainted) approx 240mm wide x 242mm tall.

BP.sign Aluminium sign. Cast aluminium 'BP' wall sign (supplied unpainted) approx 242mm wide x 241mm tall.



RAC-garage-sign

RAC.garage.sign RAC garage aluminium sign. Cast aluminium RAC Garage wall sign (supplied unpainted) approx 330mm tall x 335mm wide.



Austin.sign

Austin.sign Austin script aluminium name plate. Cast aluminium 'Austin' script name plate (supplied unpainted) approx 390mm long x 160mm tall.

ROOF AERIAL




CA1366

CA1366B

CA1366 Roof mounted chrome radio aerial supplied with 2 metres of cable. 4.5mm mounting bolt, 530mm long, 890mm extended, spring base.

CA1366B Wing mounted radio aerial - Stainless, retracting 4 section, fully retractable, locking wing (fender) mounted stainless steel aerial, with 1.2 metres of aerial cable. Closed length 35mm upstand Extended length 980mm. Under hang of 230mm.

WINDSCREEN DEMISTER




CA1384

Screen Side

CA1384 Period remanufactured windscreen demister which fixes to the inside of the glass with two suction pads. The electrical element heats the air to rise against the glass. 6 volt draws 4 amps, 12 volt draws 2 amps, 280mm long x 33mm tall, black body. Integral on/off switch. Length of cable supplied, requires electrical supply. Please specify whether 12volt or 6volt required

SPARK PLUGS, ADAPTORS & HOLDERS



402

603

CA1106

452

714

402 Four way turret pattern spark plug holder for 4 x 18mm plugs. Size 127mm x 31mm, supplied tapped but not polished

451 Spark plug holder for 4 x 14mm plugs. As above

603 Six way turret pattern spark plug holder for 6 x 18mm plugs. Size 130mm x 67mm, supplied tapped but not polished

604 Spark plug holder for 6 x 14mm plugs. As above

971 Spark plug holder for 6 x 10mm plugs. As above

CA1106 Flat topped plug holder, supplied in unpolished aluminium. Overall size 93mm x 58mm. Undrilled mounting lugs 13mm deep x 20mm wide

CA1106-10 for 6 x 10mm plugs

CA1106-14 for 6 x 14mm plugs

CA1106-18 for 6 x 18mm plugs

452 18mm to 14mm Spark plug adaptor, allows a 14mm plug to be fitted in to a 18mm hole, thus enabling one to take advantage of the wider heat range of 14mm plugs

714 Folded washer for 18mm spark plug or adaptor above.

Tel. +44 (0) 1684 212882

SPARK PLUGS



★ & ACCESSORIES ★

A full range of NGK and Champion plugs for over 2000 vintage and classic model applications from over 130 vehicle marques. As well as a range of traditional plug caps, terminals, cable, spares, and accessories.

Our application database presents a choice of Champion or NGK plugs where available for your vehicle, as well as advising the recommended plug gap for each plug.



Straight Suppressed Spark Plug Cap
0.292.00

Black phenolic moulding with carbon suppressor, overall length 93mm inc. rubber grommet. Cap screws into end of cable.



Straight Unsuppressed Spark Plug Cap
0.292.UN

Straight, non-suppressed, Hypalon spark plug cap, black, complete with terminal.



90° Angled Suppressed Spark Plug Cap
LB05E

Black phenolic moulding with carbon 5k ohm suppressor. Supplied with grommets making it waterproof



120° Angled Suppressed Spark Plug Cap
VD05E

Black phenolic moulding with carbon 5K ohm suppressor. Use without grommets to suit older vehicles



Where direct equivalent products are no longer available for some applications, we list the modern equivalent and note whether the available plug may require an 18mm to 14mm thread insert for example.



Angled Insulator Cover For Distributor Cap
006-13COV

Insulator cover for distributor cap terminal part number 006-13



Angled Unsuppressed Spark Plug Cap
0.595.UN

Right angled, not suppressed, Hypalon spark plug cap complete with terminal



WCX600 Suppressed Spark Plug Terminal
WCX600

Spark plug suppressed terminals, embossed 'CHAMPION', 90 degree angle (side entry) cable which screws on to ignition wire



HTC Unsuppressed Spark Plug Terminal
HTC

Straight spark plug terminal, as original early Champion. A non-suppressed terminal with fixed screw tip that screws into the cable core.



Straight Insulator Cover For Distributor Or Coil
009-11COV

Insulator cover for distributor cap or coil terminal—use with part numbers 006-03 or 921 depending on connection



Ignition Terminals & Connections
Various

Ignition system HT lead terminals and connections



HT Nuts, Plug washers, Terminals & Clips
Various

Various HT spade end terminals, wire clips, spark plug brass nuts and folded plug washers



Inline Suppressor for 7mm HT Leads
292SUP

Reduces RF interference from HT leads and solves erratic flashing with electronic units



Ht Ignition Cable 7mm Black
416

Very similar to the original rubber lead, but covered with a matt plastic which will withstand oil/heat etc.




Ht Ignition Cable Braided
611

Braided cotton with copper core, red/yell, red/bk, yell/bk, yell/grn, yell/red or plain black. 6.70mm diameter.



We stock an extensive range of over 110 Champion and NGK spark plugs that cover over 2000 vintage and classic vehicle model applications from over 130 vehicle marques. Please see our website where you can search by Champion or NGK plug part number or by vehicle make and model/year...or please contact us for assistance!



182 'Pennant' style re-manufactured petrol can carrier of an original vintage pattern. Strong steel base, clamp with cast and machined polished brass end assembly. Screws to board, supplied with slot key for bolt. Black painted finish on steel parts. Size 218mm deep x 140mm wide.

183 Aluminium petrol can frame which screws to running board and totally surrounds the base of the can. Smooth aluminium frame 294mm x 190mm into which the can sits, to be retained with an internal clamp. Actual inner aperture measures 255mm x 159mm. Supplied with slotted key. Suitable for old original cans which measure approx 10" x 6" base.

PETROL CAN CARRIERS




360 Quality brass petrol can carrier reproduced from a 'Walker' original pattern. The two gallon can is strapped over the top on to the running board. When not in use the arms of the carrier fold flat on to the running board. available in self colour brass or nickel plated finish.




366 Petrol can carrier for standard 1 or 2 gallon original cans - cast aluminium 'A' frame type with slotted screw clamp. Reproduced from a 'Prima' original pattern. Base size c175mm x 190mm. Frame screws on to running board, unpolished.

CA1127 Petrol can carrier for standard 1 or 2 gallon original cans - cast aluminium 'A' frame type with knurled grip screw clamp, reproduced from an original 'Grippio' pattern. Base size 175mm x 190mm approx. Frame screws on to running board, not polished.

RUNNING BOARD MAT & STEPS



365 Hand made coconut running board mat, approx 375mm x 225mm. Fitted with two leather straps (Black or Brown) long enough to accommodate a 300mm wide running board. No drilling of holes is required to fit this part on to the vehicle.



CA747 Dickey seat step plate - an aluminium casting 130mm x 79mm with step tread top and curved under to fit on to the rear mudguard. To act as a step when climbing into rear dickey seat. Supplied undrilled only. NOW available in BRASS.

CA759 Aluminium running board step plate with ribbed rubber insert. The aluminium frame is not polished or drilled. The moulded step plate insert is black ribbed. Dimensions approx 315mm long, ends 131mm and 104mm (front edge of step tapers) with 48mm high rear upstand. Handed pairs only.

CA759A Aluminium running board step plate with aluminium pyramid pattern tread insert. The aluminium frame is not polished. Dimensions approx 315mm long, ends 131mm and 104mm (front edge of step tapers) with 48mm high rear upstand. Offered in handed pairs only (1 L/H + 1 R/H).



16400

16400 Large patterned aluminium step plate with rubber insert - EACH, Polished aluminium with ribbed rubber step insert pad. 290mm wide x 235mm deep with 60mm upstand to rear. Sold individually.


SPRING TAPE



CA970

CA970 Drevo/Denso tape - wrap-round permanent spring protection. Watertight cover, excludes grit and permanently maintains a thoroughly lubricated rust-free leaf spring system. Roll measures 50mm wide x 10 metre long. For cars up to 10hp possibly 3 rolls, cars over 10hp order 4 rolls.

SEAT RUNNERS



954

954 Standard seat runners, universal application, plated finish. Allow seat adjustment forward and backward, with secure locking lever. Base 470mm long. Per seat set - offered in right hand or left hand.

MOTOR OIL CANS & BRACKETS

Quality reproduction of 2 pint standard oil can which was carried as the spare top up mounted vertically to the bulkhead of vehicle on a clip bracket. Original equipment applicable to MG, Morris, Riley and Wolseley, but will fit other vehicles. Made as original in tin plated steel. Screw lid on can. Overall size 222mm tall x 90mm diameter



456-DS

456-D

456.DS 'Shell' Double Shell style motor oil can.

456.D 'Duckhams' NOL style motor oil can.



456-AS

456-B

456.AS 'Shell' Aeroshell style motor oil can.

456.B Oil can holder bracket (black painted finish).



456-2ltr

456-1ltr

High quality tin plate oil measure jug. Very stable with anti surge top.

456-1ltr 230mm tall, 90 mm dia, flexible spout 220mm long.

456-2ltr 280mm tall, 112 mm diameter, spout 65mm long.



L140 with
Bi-flex bar

New Range of Reproduction Vintage Headlamps

Authentic recreations of the pre-war Lucas type 140, 148, 150, 165 and 166 series lamps with 100s of vintage car applications.

8", 9" and 10" diameter brass lamps with a choice of shell depth, handmade in Britain. Options:

- All chrome finish or chrome rim with black body
- Diffused glass or fluted glass lenses
- Plain rims, bracketed or hinged stone guards
- Bi-flex bars to enhance projection and appearance
- Choice of incandescent or specialist LED bulbs

As used on many British cars in the 1930s and 40s, including Armstrong Siddeley, Austin, Hillman, Jowett, Lanchester, MG, Morris, Riley, Rover, Singer, Standard, Triumph and Wolseley.



+44 (0)1684 210886

www.tobyvintage.com

Premium Vintage Headlamp Range



8½" Free Standing Projector Headlamp

L140

Authentic reproduction of the L140 headlamp used on many British cars in the 1930s and 40s. Hand-spun in brass before polishing & plating. With Toby badge. Shown with bracketed stoneguard (option available on all).



Diffused lens
Black shell



Fluted lens
No Bi-flex



8½" Free Standing Projector Headlamp

L148

Authentic reproduction of the L148 headlamp used on many British cars including Morgan, Rover, Talbot and Wolseley. A significantly deeper lamp shell than L140. Shown with gloss black coated shell (option available on all).



Diffused lens



Bracketed stoneguard
Bi-flex bar



9" Free Standing Projector Headlamp

L150

Authentic reproduction of the L150 headlamp as used on a number of British cars in the 1930s and '40s. Mid sized in the range, but still a very commanding lamp.



Diffused lens
Black shell



Hinged stoneguard
Diffused lens



9⅞" Free Standing Projector Headlamp

L165

Authentic reproduction of the 10" L165 headlamp used on many British cars in the 1930s and 40s. Available chrome plated or finished with gloss black shell & chrome rim. This is the largest diameter, but with a shallow bowl back.



Toby medallion
inset to shell



Fluted lens



9⅞" Free Standing Projector Headlamp

L166

Authentic reproduction of the 10" L165 headlamp used on many British cars in the 1930s and 40s. As the L165 above, but with a much deeper lamp shell. The largest and most impressive vintage style headlamp in the range.



Diffused lens



Fluted lens
& Bi-flex bar

Fascination with details. Making Toby Vintage Headlamps



Spinning the rims



Brass headlamp rims



Raw brass bowl




Lining smooth




Marking-out holes



Ready for chroming




Finished L140s



Component stages



Fluted & diffused lenses



Finished bracket



Lost wax casting



Wax patterns

DF5C



DF5 Dash Lamp

A great addition to your vintage dashboard, unavailable for many years

The body of this high-quality reproduction is of brass construction, featuring a lever switch and an aluminium reflector. The lamp has been re-tooled with painstaking attention to detail, including brass fittings and steel spring clip base. Finished in black enamel as original, the lamp is now also available chromium plated. Originally fitted to many high quality cars including those from Rolls-Royce, Bentley, Alvis and Lagonda.

1142IND



1142 Side Lamp

Versatile and handsome recreation of the pre-war Lucas 1142 type wing lamp

New from Toby, an attractive streamline-shaped side lamp with a domed, fluted and frosted glass lens, equivalent to the Lucas 1142 side lamp. This lamp is also a suitable alternative for the slightly longer Lucas 1151 lamp. Brass construction with a deep chromium finish and a fluted glass lens. The lamp is available in original side lamp form, or as a combined sidelight and indicator unit. Options for medallion or red-dot tell-tale badge (shown).

ST52C



ST52 Rear Lamp

A stunning reproduction of the pre-war Lucas ST52 type rear lamp

These high quality reproduction lamps are made from a steel body with a red glass lens. Originally fitted to many quality cars, including MG, Morris, Alvis, Hillman, Standard, and Austin. Available in deep chrome or gloss black enamel finish with the classic Toby medallion set into the top. Three bulb arrangement provides 'stop and tail' functionality as well as number plate illumination. Replacement glass lenses also available.

Vintage Lamps, Mirrors & Horns

Authentic, high-quality short-run reproductions of hard-to-find accessories for the vintage motoring enthusiast and professional restorer.



'Owl Eye'
Rear Lamp



Divers
Helmet
Lamp



'Owl Eye' Rear Lamp as
Type 312B
901

A quality recreation of the original Lucas type 312B lamp. Chrome plated finish on brass pressings. Toby badge.



Toby Divers Helmet Lamp
as CAV, Rotax, Lucas-type
CA1177

Superb lamps—available in polished brass, bright nickel or chrome finish. Choice of Red, Amber & Clear lens.



Combined Searchlight and
Driving Mirror
S217

1930s style combined spotlight and driving mirror. Gloss black, nickle, chrome or polished brass.



Round Rear LED Pork Pie
Lamp
CA1249B-LED

Equivalent to Lucas ST38. Brass body with black or chrome finish. On-board electronics for 6v or 12v, pos/neg earth.



Rear Split Lens
LED "D" Lamp
CA1149C-LED

Equivalent to Lucas ST51. Quality steel body, black or chrome finish. Super bright, good distinction between STOP and TAIL.



Dash Lamp Type Df41—
'Toby' Medallion
289T

Equivalent to Lucas type DF41 lamp, chromium cowl with 'Toby' medallion on top, black flange (70mm x 37mm)



Round Rear
LED 'Pork Pie'
Lamp



Toby Oval Rear View
Mirror
653

Oval mirror, particularly suitable for vehicles of the 1930s and 1940s. Equivalent to the Desmo 263. Brass, Nickel or Chrome



Large Round Vintage
Style Mirror & Arm
806LT

Handspun brass mirror finished in chrome or Nickel. Shown with the 806 arm. Authentic vintage reproduction.



'Toby' Type 160 Rear
View Mirror
CA395

Equivalent to the original Lucas Type 160. Original equipment for many '30s vehicles including MG and Bentley.



Oval Rear View
Mirror 653

HEADLAMPS

5 3/4" Free standing headlights supplied with or without sidelights, available in a highly polished Stainless Steel housing and rim or Satin Black power coated steel body and rim or Satin Black power coated steel body with polished stainless steel rim. Fitted with 5 3/4" domed head lamp lens. These lenses feature the standard H4 P43T bulb base fitting and can be fitted with 6V, 12V or 24V bulbs (not included, please purchase separately).



1267C

1267C Pair of 5 3/4" free standing headlights with or without sidelights, with a highly polished stainless steel housing and rim. Fitted with 5 3/4" round domed headlamp lens. These lenses feature the standard H4 P43T fitting and can be fitted with 6V, 12V or 24V bulbs. No bulb included.



1267B

1267B Pair of 5-3/4" free standing headlights with or without side lights. Satin black powder coated steel body, ideal for painting body colour if needed. Fitted with 5 3/4" round domed headlamp lens. These lenses feature the standard H4 P43T fitting and can be fitted with 6V, 12V or 24V bulbs. No bulb included.



1267BS

1267BS Pair of 5 3/4" Free Standing headlights with or without side lights. Satin black powder coated steel body, ideal for painting body colour if needed, with polished stainless steel rim. Fitted with 5 3/4" round domed headlamp lens. These lenses feature the standard H4 P43T fitting and can be fitted with 6V, 12V or 24V bulbs. No bulb included.

7" Free standing headlights supplied with or without sidelights, available in a highly polished Stainless Steel housing and rim or Satin Black power coated steel body and rim or Satin Black power coated steel body with polished stainless steel rim. We use the high quality Wipac Quadoptic lens that gives a fantastic light output, 7" domed headlight lens. These lamps are a recreation of the 'Lucas' S700 type headlight that were used on the MG TD amongst other cars. These lenses feature the standard H4 P43T fitting and can be fitted with 6V, 12V or 24V bulbs (not included, please purchase separately)



AS700S

AS700S Pair of 7" free standing polished stainless steel headlamps, with a highly polished stainless steel shell and rim, suitable for many classic and kit cars. We use the high quality Wipac Quadoptic lens that gives a fantastic light output, 7" domed headlight lens, with or without sidelight.



AS700B

AS700B Pair of 7" free standing black headlamps. Satin black plastic powder coating (ideal for painting body colour if needed), suitable for many classic and kit cars. We use the high quality Wipac Quadoptic lens that gives a fantastic light output, 7" domed headlight lens, with or without sidelight.



AS700BS

AS700BS Pair 7" free standing black headlamps, satin black plastics powder coating body (ideal for painting body colour if needed) and a highly polished stainless steel rim, suitable for many classic and kit cars. We use the high quality Wipac Quadoptic lens that gives a fantastic light output, 7" domed headlight lens, with or without sidelight.

"TOBY" Free Standing Headlights. Authentic reproductions of the 'Lucas' L140, L148, L150, L165 & L166 type headlamps used on many British cars in the 1930s and 40s, including those manufactured by Armstrong Siddeley, Austin, Hillman, Jowett, Lanchester, MG, Morris, Riley, Rover, Singer, Standard, Triumph and Wolseley. Over 250 pre-war applications. Supplied as a PAIR of lamps. All these lamps are available with a range of options: Gloss black powder-coated shell and chrome rim, all chrome finish, 'Difusa' or Domed and Fluted lenses, Bi-flex bars, bracketed or hinged stoneguards and a wide choice of bulbs.



L140

L140 Toby 8 1/2" diameter projector headlamp PAIR - Equivalent to 'Lucas' L140 (LB140S/LBD140S) type Overall diameter 8 1/2", glass aperture 7 1/4", overall depth (excluding lens) 6 1/4". Lamp shown is all chrome body fitted with domed fully fluted lens and Bi-flex bar.



L148

L148 Toby 8 1/2" diameter projector headlamp PAIR - Equivalent to Lucas L148 (LBD148) type. Overall diameter 8 1/2", glass aperture 7 1/4", overall depth (excluding lens) 7 1/2". Lamp shown is all chrome body fitted with Diffused flat lens.



L150

L150 Toby 9" diameter projector headlamp PAIR - Equivalent to Lucas L150 (LBD150) type. Overall diameter 9", glass aperture 7 7/8", overall depth (excluding lens) 6 1/2". Lamp shown is all chrome body fitted with Diffused flat lens and hinged stone guards.



L165 Toby 9 7/8" diameter projector headlamp PAIR - Equivalent to Lucas L165 (LB165S/LBD165S) type Overall diameter 9 7/8", glass aperture 8 5/8", overall depth (excluding lens) 7". Lamp shown is all chrome body fitted with Domed fully fluted lens.



L166 Toby 9 7/8" diameter projector headlamp PAIR - Equivalent to Lucas L166 (LB166S/LBD166S) type Overall diameter 9 7/8", glass aperture 8 5/8", overall depth (excluding lens) 9". Lamp shown is all chrome body fitted with domed fully fluted lens and Bi-flex bar.



CA1279 Large polished stainless steel headlamps. Approx 255mm diameter x approx 135mm deep. Single mounting bolt, cables enter from lower rear. Patterned shallow dome glass lens. Offered in 12 volt only. Supplied as a PAIR (2 lamps) only.

CA1246 Freestanding chrome plated headlamps fitted with 12 volt lamp unit (main, dip & sidelight). Lamps measure approx 182mm diameter x 140mm deep overall. Single 12mm bolt mounting. Supplied as a PAIR (2 lamps) only



357 Headlamp bowl for standard 7" (700) light units, plastic back shell - will not rust - complete with plated retaining rim holder, adjusters and bowl to body sealing ring/gasket

357A Metal version of above.

357-700 Equivalent to 'Lucas' pre focus 700 type headlamp unit. Complete with metal wing mounting bowl, adjuster screws, 12 volt bulb, retaining rims and gasket seals



DU42B Complete headlamp unit equivalent to Lucas DU42 type, 6 1/2" headlamp unit with black body and chrome rim, with lighting and charging switch (U39) panel and ammeter.

MU42C Complete headlamp unit equivalent to Lucas MU42 type. Chrome 6 1/2" headlamp unit, complete with lighting and charging switch (U39) panel and ammeter.



E0A-13011 7" Headlamp unit for British Pre-focus type bulbs, equivalent to Lucas 700 type. Without sidelight

E493A-13011 7" Headlamp unit for British Pre-focus type bulbs, equivalent to the Lucas 700 type. With hole for side lamp.

204E-13007-B 7" sealed beam headlamp unit 12v 65/55watt, RHD, with side light window.

106E-13007 7" sealed beam headlamp unit 12v 65/55watt, LHD, with side light window.



P700 A Pair of light units equivalent to Lucas type P700 (7") 'Tripod' bar headlamp reflector unit. Supplied with 12V 60/55W halogen H4 bulb and T10 WEDGE base side light bulb holder fitted with 5W bulb. Available in RHD and LHD.

PL700-HAL A Pair of PL700 type light units. RHD 7" reflector units with side lights. A quality reproduction of the PL700 type unit with tripod design featuring a 'Halogen PL' shield type badge. Takes the popular H4 P43T halogen bulb. Available in RHD and LHD.

DRIVING/FOG LAMPS



The following are all supplied with 12 volt bulb fitted -

CLR700 Freestanding long range beam, driving/spot lamp approx 184mm across x 90mm deep. Convex plain glass, centre chrome knob. Reproduction equivalent to Lucas CLR700 type. All chrome finish.

CFT700S Freestanding fog lamp approx 184mm across x approx 115mm deep. Convex block pattern glass lens with central chrome knob as pattern and style of the original Lucas CLR700 lamp.



SLR576 Spot driving lamp equivalent to Lucas SLR576 type units. Free stand base mount. Approx 146mm diameter. Plain glass lens with chrome centre knob, all chrome body. A quality reproduction.

SFT576 Equivalent to the Lucas SFT576 type fog lamp, free stand base mount. Approx 146mm diameter. Block type glass lens with chrome centre knob, all chrome body. A quality reproduction item.



WLR576 Spot/driving type lamp equivalent to Lucas WLR576 type. Rear mounted. Approx 146mm diameter. plain glass lens with chrome centre knob, all chrome body. A quality reproduction item.

WFT576 Fog lamp equivalent to Lucas WFT576 type. Rear mounted. Approx 146mm diameter. Block type glass lens with chrome centre knob. All chrome body. A quality reproduction item.



FT27

FT27 Classic front fog lamp. A fine recreation of the original Lucas FT27 type auxiliary lamp. Fitted with a split reflector and bulb shield this lamp gives a low, flat-topped beam. 5 1/2" front diameter, chrome plated finish, cast glass fluted lens with Toby badges fitted in the bi-flex bar and the top of the lamp body. As fitted to the MG TA, TB, early TC and MMM. Also fitted to Morgan 4/4 Series 1 1936-1939.

PILLAR MOUNTED SPOTLAMPS



570M & P Pillar mounted spotlamp made to the original Raydyot HS495 patten. Chrome on brass. Adjustable mounting arm and bracket. With handle or mirror back. Lamp 112mm dia x 93mm deep, handle 100mm x 25mm, mounting arm 115mm long with 41mm hole centres (bracket overall 57mm x 13mm).



S217 'Toby' vintage spotlamp and mirror -. Pre-war spotlamp equivalent to original Lucas part number S217. A superb reproduction of this combined spotlamp and driving mirror. Front lamp diameter 5 1/4" with special domed glass lens with diffused finish around a clear centre. Driving mirror 3" diameter with rims secured by screws.


S217PB - Polished Brass finish

S217N - Nickel plated finish

S217BC - Gloss black with chrome rims and fittings


Tel. +44 (0) 1684 212882

HEADLAMP LENSES




802

802 Glass lens for P100 R & S headlamps - 'Difusa' pattern. Glass P100 headlamp lens with a 'Difusa' type (frosted finish) pattern. 4mm thick and 10-15/16" (277mm) in diameter, with locating notch in outer edge.



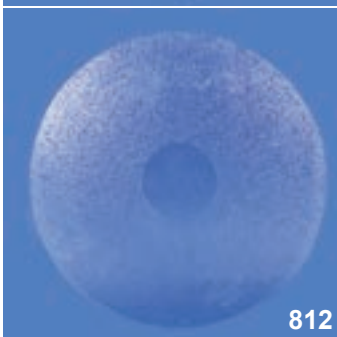
804

804 Glass lens for P100 L headlamps - 'Difusa' pattern 11-1/4" (285mm) diameter. Glass P100 headlamp lens with a 'Difusa' type (frosted finish) pattern. 4mm thick and 11-1/4" (285mm) in diameter, with locating notch in outer edge.



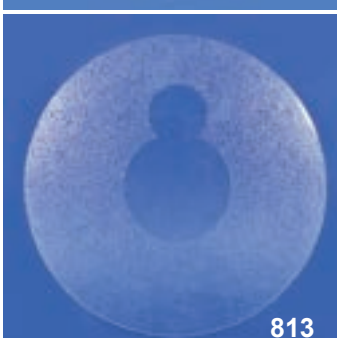
809

809 Glass lens for P100 R & S headlamps - 'Difusa' (frosted finish) pattern with CLEAR centre section, 10-15/16" (277mm) diameter. Acid etched as original. 4mm thick and 10-15/16" (277mm) in diameter, with locating notch in outer edge.



812

812 Glass lens for P100 L headlamps - 'Difusa' (frosted finish) pattern with CLEAR centre section, 11-1/4" (285mm) diameter. Acid etched as original 4mm thick and 11-1/4" (285mm) in diameter, with locating notch in outer edge.




813

813 Glass lens for P100 DB headlamps - 'Difusa' (frosted finish) pattern with CLEAR '8' shaped centre section, 10-15/16" (277mm) diameter. Acid etched as original. 4mm thick and 10-5/16" (277mm) in diameter, with locating notch in outer edge.



504224


504224 Domed pressed glass lens with vertical flutes in lower half - 7 3/4" diameter, for L148 etc. 1/4" wide flutes in the lower half of the lens, below and around the clear centre and clear upper half. Equivalent to Lucas part number 504224.



U FLUTE

Domed pressed glass lens with 5/8" Flutes - 'U Flute' design lens with 5/8" wide flutes around central U pattern.
551308 7 13/16" diameter, for L140 etc. Equivalent to Lucas part number 551308.
551093 8 1/2" diameter, for L150 etc. Equivalent to Lucas part number 551093.
507163 9 1/8" diameter, for L165 etc. Equivalent to Lucas part number 507163.

HEADLAMP STONEGUARDS



CA808-MG

CA810

Quality flat headlamp stoneguards which are attached by three knurled nuts to the headlamp rim (which needs to be drilled). Angled rim and double crimp wire mesh. Chrome or nickel plate on brass finish. Sold in pairs only.


CA807A 7" (approx 178mm) diameter

CA808 8" (approx 203mm) diameter (MG specific CA808-MG)

CA809 9" (approx 228mm) diameter

CA810 10" (approx 254mm) diameter

CA811 12" (approx 305mm) diameter



CA800A

575STONECHR

CA1152

CA800 Base mounted stone guard with 6" diameter mesh - for 5 3/4" diameter '576' series Lucas type spot and fog lamps, as well as Lucas FT27 type spot lamps. Chrome plated cast bronze base, fitted with stainless steel 1" diameter knurled knob, bolt (profiled to grip the stone guard rim) and split spring washer. Chrome plated brass rim and brass mesh, with wire curled around the rim in the traditional manner. 50mm from centre of base mount hole to stone guard rim. 20mm deep dish in mesh guard (out from rim).

CA800A as above with 7 1/2" diameter mesh - for 7" spot lamps e.g. the CLR700 Lucas type lamp etc.

575STONE Pair of convex 5 3/4" head or spot lamp stone guards in chrome finish or stainless steel. Includes brackets for ease of fitting.

CA1152 7" (178mm) domed/convex stainless steel stone guards for standard Lucas 700 series type classic car lamps. Held in position with three clips which locate behind the head-lamp rim - no drilling of holes is required. Supplied in pairs only.

SIDE LAMPS



CA1010



CA1010 Reproduction of CAV pattern Torpedo side lamps, with riveted 'Toby' badge on top. A knurled rim holds the clear domed bulls eye glass lens. These lamps are made to the shape of an original CAV lamp. Approx 71mm diameter x 137mm long. Cast base 91mm x 31mm with 71mm mount hole centres. Double contact offset pin bulbholder fitted. Sold in pairs only. Available in Chrome or Nickel. Also available with indicator functionality. 'Toby' is the mark Vintage Supplies has applied to its superb CAV and Lucas type lamp recreations for many years.




1142S

1142 Vintage 'Toby' side lamp equivalent to Lucas part number 1142. Originally fitted to many quality cars including Rolls-Royce and Bentley. All brass construction with chrome finish to lamp body, rim and plinth. This substantial side lamp is 60mm maximum diameter and 101mm long. The plinth is 63mm long and 26mm wide. Threaded spigot 10mm diameter. Supplied complete with lock nut, moulded rubber mounting pad and wires terminating in bullet connectors.

1142S Side light only. Supplied with either a 'Toby' tell tale 'red dot' or chrome on brass 'Toby' medallion. Accepts a BA15S bulb.

1142IND Side/indicator version. Converted bulb holder arrangement to provide indicator and side lamp functionality (as our 424A bulb holder conversion for the 1130). Takes WEDGE T10 base capless bulbs - part numbers B501 and B921A (12V only), supplied. Upgrade to LED functionality with lamp kit 424ALEDBK and and electronic flasher unit LEDFLASH3. Rim and lens arrangement as original lamp. Supplied with either a 'Toby' tell tale 'red dot' or chrome on brass 'Toby' medallion.



918-R

918-RB

918 Small side lamp. Reproduction of Lucas LD109 type side lamp, approx 51mm diameter x 63mm long, Toby 'Red dot' tell tale in top, frosted lens. Can only be used as sidelight. MCC/BA9S bulb holder.

918-R Chrome with round base.

918-T Chrome with teardrop base.

918-RB Gloss black power coat with round base.



592


592 Large sidelamp equivalent to the Lucas VS45 type. 90mm diameter, glass lens, black body with chrome rim. This lamp will accept 5/21 watt parallel pin bulbs to incorporate indicator function. Also available in all chrome or nickel finish.



787

787 Small chromium plated side lamp equivalent to Lucas type L516 (also 52463). Fitted to A30, Morgan etc. 81mm long x 32mm dia. Supplied with rubber mounting pad. Uses MCC/BA9S bulbs - max 3watt

787A Spare rubber pad for above lamp.



297A

297BB

www.vintagecarparts.co.uk

Tel. +44 (0) 1684 212882

297 'Toby' torpedo style sidelamp, equivalent to the original 1130 type. Chromium plated body approx 100mm long x 46mm diameter, mounted by two bolts in base, rubber mounting pad supplied. We offer many variations:-

297 Clear plastic moulded lens. Double filament bulb holder allows combined side and flasher bulb to be fitted.

297A Chrome rim frosted lens, with 'Toby' 'Red dot' tell tale badge in top, double filament bulbholder.

297B Chrome rim frosted lens, with 'Toby' chrome on brass medallion in top, double filament bulbholder.

297ind Clear plastic lens, with dual bulb clear side / amber flasher specially modified bulbholder. Now 6 & 12 volt!

297G Chrome rim frosted lens, with dual bulb clear side / amber flasher specially modified bulbholder. Now 6 & 12 volt!

297A-ind Chrome rim frosted lens, with Toby 'Red dot' tell tale in top. With dual bulb clear side / amber flasher specially modified bulbholder. Now 6 & 12 volt!

297B-ind Chrome rim frosted lens, with Toby chrome medallion in top. With dual bulb clear side / amber flasher specially modified bulbholder. Now 6 & 12 volt!

297amb Amber plastic moulded lens. Double filament bulb holder as above.

297AB Gloss black powder coated brass body, frosted glass lens with chrome rim, 'Toby' 'Red dot' tell tale insert in top. Double filament bulb holder allows combined side and flasher bulb to be fitted.

297AB-IND Gloss black powder coated brass body, frosted glass lens with chrome rim, 'Toby' 'Red dot' tell tale insert in top. With dual bulb clear side / amber flasher specially modified bulbholder. Now 6 & 12 volt!

297BB Gloss black powder coated brass body, frosted glass lens with chrome rim, Toby chrome medallion in top. Double filament bulb holder allows combined side and flasher bulb to be fitted.

297BB-IND Gloss black powder coated brass body, frosted glass lens with chrome rim, Toby chrome medallion in top. With dual bulb clear side / amber flasher specially modified bulbholder. Now 6 & 12 volt!



298C Lamp equivalent to L488 type, recessed flush fitting lamp with shallow raised clear glass lens - rubber boot/body, chrome rim. Approx 72mm diam, 35mm panel hole.

299 Lamp equivalent to L594 type, recessed flush fitting lamp with domed raised clear glass lens - rubber boot/body, chrome rim. Approx 72mm diam, 35mm panel hole.

993C Flush back indicator lamp, approx 72mm flat rubber back, stainless steel rim, clear plastic lens. Uses festoon bulb. Two mounting bolts to rear.

993C-Glass as above with high quality glass lens.

52139 Sidelamp equivalent to L489-1 type, Clear glass sidelamp with heavy chrome rim (approx 63mm overall). Glass lens, rubber back boot supplied. Single contact MCC bulb holder.



392 Side lamp equivalent to the L513 type as used on Jaguar XK150 and Daimler among others. Original Lucas part number 52175. Clear patterned lens with chrome rim - 45mm diameter x approx 12mm deep - which fits into the body housing on the vehicle. Offered with double contact bulb holder. Overall length approx 95mm.

393 Side lamp equivalent to the L490 type as used on Jaguar Mk2, early XK and Armstrong Siddeley among others. Original Lucas part number 52474. Clear patterned lens with chrome rim, 30mm diameter x approx 7mm deep, which fits into the body housing on the vehicle. Offered with a single contact BA9S bulb holder. Overall length approx 61mm

INDICATOR LAMPS



298A Lamp equivalent to L488 type, recessed flush fitting lamp with shallow raised amber glass lens - rubber boot/body, chrome rim. Approx 72mm diam, 35mm panel hole.

299A Lamp equivalent to L594 type, recessed flush fitting lamp with domed raised amber glass lens - rubber boot/body, chrome rim. approx 72mm diam, 35mm panel hole.

993A Flush back indicator lamp, approx 72mm flat rubber back, stainless steel rim, amber plastic lens. Uses festoon bulb. Two mounting bolts to rear.

993A-Glass as above with high quality glass lens.



288-ind Early pattern cylindrical Indicator lamp of vintage appearance, equivalent to the Lucas L582 type rear lamp. Amber plastic lens 55mm diameter, body 58mm long x 42mm diameter, overall length 92mm. Black body. Accepts BA15d indicator bulb.

288AB-ind Early pattern cylindrical indicator lamp, equivalent to the original Lucas type 582. Fitted with amber prismatic lens and screw on metal rim. 45mm dia x 93mm overall, body 42mm diameter. Double contact equal pin bulbholder. Mounts through 20mm panel hole.

CA1293 Free standing chrome body rectangular indicator lamp with amber lens. Lens 60mm x 45mm, 52mm deep, mounting by single 10mm bolt through which wire passes. Fitted with 12 volt 21watt bulb.

CA1293A Very small chrome warning/indicator lamp with amber lens. (40mm x 25mm x 40mm depth). Please note that this unit accepts MCC bulbs, which do not have the wattage available for 21w/42w electronic flasher units. More suited to mechanical flasher units.

www.vintagecarparts.co.uk

Tel. +44 (0) 1684 212882



932 Small lamp of modern manufacture particularly suitable for flashing indicator use. Chrome plated body with amber lens. Body approximately 58mm diameter x 70mm long. Single mounting stud. Single contact BA15s bulbholder fitted.

875PEDS Pair pedestal indicators equivalent to the type L875 lamp. Short stem 15mm, chrome pedestal indicator lamp, lens diameter 35mm, overall lamp body dimensions 50mm diameter x 60mm deep. Stem 50mm long (including thread 35mm) x 10mm diameter.. M8 thread. Uses an SCC BA15S bulb.

875PEDL Pair pedestal indicators equivalent to the type L875 lamp. Long stem 75mm, chrome pedestal indicator lamp, lens diameter 35mm, overall lamp body dimensions 50mm diameter x 60mm deep. Stem 75mm long (including thread 25mm) x 10mm diameter. Uses an SCC BA15S bulb



978 Polished stainless steel body (110mm x 55mm x 80mm deep) with amber polycarbonate lens. Single bolt fixing allows choice of mounting. Ball joint mounting with spring washer and fixing nut. H3 halogen bulb 12v x 20 watt.

978F Practical small polished stainless steel (110mm x 55mm x 28mm deep) lamp with moulded amber polycarbonate lens. Flush mounting back with two 4.5mm mounting studs at 77mm hole centres. Single wire connection all surrounded with a thick rubber gasket seal. 12v x 10 watt festoon.



1220A Rubber Bodied Indicator Lamp PAIR, with formed metal mounting brackets with two mounting holes. An ideal lamp for hiding on older cars. With amber lens for indicator service. 48mm diameter. Uses a BA15S bulb.

257 Rubber rear lamp equivalent to the Rubbolite number 25 lamp with single mounting which can also be supplied with a flat lens (instead of the domed amber lens usually fitted) to give a lamp of vintage appearance, noting only 5w bulbs will fit with the flat lens. Double contact bulb holder.

255 Rubber 'diver's helmet' lamp, similar to the original Rubbolite number 8 lamp. Approx. 70mm diameter body. Supplied with three amber lenses. Double contact bulbholder fitted, enabling use of double filament bulb.

REAR LAMPS



CA1177 'Toby' 'diver's helmet' rear lamp modelled on the CAV pattern. Overall diameter approx 90mm, with three glass lenses of approx 50mm. Rear mounting bracket of spade type with pinch bolt. Double contact bulbholder in base to suit equal pin bulbs, with detachable plug for wire connection. We offer these superb lamps in polished brass, nickel or chrome plate finish and with a choice of Flat or Bull's Eye glass lenses.

The usual lens format is clear to the inner lens and red to the outer and rear lenses However, we are able to offer amber on all three lenses if required.

CA1177S smaller version of above, 48mm mains lens diameter, 42mm side lens diameter and overall lamp diameter approx. 80mm. Available in either polished brass or bright nickel plate. With two red and one clear lens for stop/tail and number plate service, or amber lenses all round for indicator use. Flat or Bull's Eye glass available



901 'Toby' 'Owl Eye' Rear lamp. A super reproduction of the original "Owl Eye" rear lamp from 'Toby' - originally for stop, tail and reversing light functions. A quality recreation of the original Lucas type 312B lamp. Chrome plated finish on all brass pressings, supplied with red and amber lenses (as shown) or red and clear main diffused pattern lenses. Number plate illumination on underside. Size approx. 152mm wide x 105mm tall x 65mm deep.

Please note that the main, large lenses can be interchanged for fitting to the left or right of vehicle.

www.vintagecarparts.co.uk

Tel. +44 (0) 1684 212882



D lamp Equivalent to the Lucas ST51 type lamp with the early type split red glass lens. This is the original style of this lamp shape. Approx 92mm x 85mm x 60mm deep, fitted with 2 bulbholders - one either side of divider plate. Steel body, clear number plate side lens. Offered in:

249A Black enamel finish

428A Chrome plate finish

D lamp Equivalent to the Lucas ST51 with full red glass lens, fitted with double contact bulbholder, for stop and tail application. Steel body 92mm x 85mm x 60mm. Clear side number plate illumination lens. Offered in:

249 Black enamel finish on brass body

428 Chromium finish on brass body

D lamp Equivalent to the original Lucas ST51 type, converted for combined stop, tail, number plate illumination plus indicator/turn signal function. These high quality reproduction lamps feature a steel body with a new moulded split RED and AMBER main plastic lens, plus CLEAR side lens. Two single contact WEDGE T10 capless bulb holders - for number plate illumination and indicator function - and one BA15d holder for Stop and Tail function.



CA1149B Black finish. **CA1249C** Chrome finish.

Round 'Pork Pie' rear lamp Equivalent to the Lucas ST38 type lamp. Fitted with 'Toby' emblem. 90mm diameter x 65mm deep. These high quality reproduction lamps feature a brass body and rim with a red glass lens. Three single contact bulb holders.

776B Black enamel body, with or without clear side lens.

776C Chromium finish, with or without clear side lens.

776BC Black enamel body with chrome rim and clear side lens.

CA1249 Round 'Pork Pie' rear lamp, equivalent to the Lucas ST38 type lamp converted for combined stop/rear/indicator function. 90mm diameter x 65mm deep, split red/amber lens, with clear side lens. The bulbholders are modified to fit wedge T10 bulbs for all three functions. Offered in black enamel or chrome plate finish. Spare bulbs available.



D lamp Equivalent to the Lucas ST51 type with split lens though converted for combined stop, tail, number plate illumination and indicator/turn signal function. Fitted with an all in one LED light board and split Red/Amber lenses giving stop, tail, indicator & number plate illumination operation. These boards have a very low power requirement and provide great all over lens lighting from 27 Red LEDs and 24 Amber LEDs, with the fast response time/illumination under braking characteristic of LEDs - plus good distinction between STOP and TAIL brightness.

CA1149B-LED Black finish

CA1149C-LED Chrome finish

'Toby' black ST38/'Pork Pie' type lamp with standard (three BA15s) bulb holder arrangement, fitted with a LED light board and split Red/Amber lens for Stop, Tail, Indicator & Number Plate illumination. Suitable for 6 or 12V, negative earth vehicles. The LED board has a very low power requirement and provides great all over lens lighting from 30 Red LEDs and 24 Amber LEDs, with the benefits of the fast response time/illumination under braking characteristic of LEDs - plus a good distinction between STOP and TAIL brightness.

CA1249B-LED Black finish

CA1249C-LED Chrome finish

'Duolamp' rear lamp - Red/Red or Red/Amber main lens and with/without side number plate illumination. Round rear lamp with 'split glass lens. Polished stainless steel, embossed 'DUOLAMP'. 97mm diameter x 51mm deep. Two single contact bulbholders fitted through back, mounting screw hole centres 45mm. Uses BA15S bulbs.



211RR - Red/Red without number plate illumination

211RR-S - Red/Red with number plate illumination

211RA - Red/Amber without number plate illumination

211RA-S - Red/Amber with number plate illumination

958 Single lens 'Duolamp', stainless steel rim, 97mm dia. Black body 60mm deep. Single double contact bulb holder. Red glass lens, with or without side number plate illumination



CA1265 Polished stainless steel version of above

Gloss black powder coated round lamp housing with highly polished stainless steel rim. Excellent quality all red and amber split glass lens.

211RBCR - Black body, polished stainless rim, Red/Red main lens, without number plate illumination

211RBCR-S - Black body, polished stainless rim, Red/Red main lens, with number plate illumination

211RBCA - Black body, polished stainless rim, Red/Amber main lens, without number plate illumination

211RBCA-S - Black body, polished stainless rim, Red/Amber main lens, with number plate illumination

211RBR Black body and rim, Red/Red main lens, without number plate illumination

211RBR-S Black body and rim, Red/Red main lens, with number plate illumination

1250RST Polished stainless steel, Red/Red main lens with 'STOP' script in upper section, without number plate illumination

211RBRSTOP Black body and rim, Red/Red main lens with 'STOP' script in upper section, without number plate illumination



875 Mounting bracket with rubber pad and bolts. For mounting 211/958 lamps away from wing. Chromium plated. Available for left or right side of car. Measurement along the 'underside' when fitted approx 105mm.

959 Stainless steel cable outlet cover for the Duolamps,



ST52 'Toby' rectangular rear lamp - vintage 'Toby' rear lamp equivalent to Lucas part number ST52 (alternative Lucas part number 523648). These high quality reproduction lamps have a steel body with a red glass lens. Three single contact BA15S bulb holders. The bulb holder arrangement provides 'stop and tail' functionality as well as number plate illumination.

ST52C Chrome finish to lamp body and plinth.

ST52B Gloss black enamel finish to lamp body and plinth.



288 Road legal version of a very popular rear lamp equivalent to the vintage Lucas L582 type lamp with side number plate illumination. Red plastic lens, 55mm dia, body 58mm long x 42mm diam, overall length 92mm. Double contact equal pin bulbholder. Mounts through 20mm panel hole. Offered in black coated, nickel or chrome plated finish. Uses a BA15d bulb.

288A As above cylindrical lamp, fitted with period style small-prismatic glass lens with screw on rim. Offered in black powder coat, nickel or chrome plated finish. Uses a BA15d bulb.



577 Rear stop and tail lamp. Angle mounted rear lamp equivalent to the Lucas L471 type (alternative part number 53200). Glass lens approx 57mm deep, chrome bezel. Base approx 127mm x 62mm. Uses a BAY15d bulb.

53330 Rear stop lamp, a suitable equivalent to the Lucas L549 type, for mounting on to sloping rear wing panels. Red plastic lens. Chrome base plate with flat back rubber mounting pad. Base 85mm x 142mm.



255 Rubber 'diver's helmet' lamp, similar to the Rubbolite number 8 lamp. Approx. 70mm diameter body. Supplied with red flat main lens and clear side window. We fit one red side lens if red front lens fitted. Double contact bulbholder fitted, enabling use of a double filament bulb. Amber lenses also available.

257 Rubber rear lamp similar to the Rubbolite number 25 lamp with single mounting which can be supplied with a flat lens (instead of the domed red or amber lens usually fitted) to give a lamp of vintage appearance - noting only 5w bulbs will then fit. Double contact bulb holder. Number plate illumination to side.

291 Round lamp as Rubbolite number 23 type - 91mm diameter at widest with raised red lens and side number plate illumination lens. Two double contact bulb holders fitted, offering various bulb applications. A very useful lamp into which two 21 watt bulbs can be fitted. Base 73mm diameter x 74mm deep.

259 Small rear lamp equivalent to the Rubbolite No. 5 model. Small, flexible and shockproof rubber bodied rear lamp for vintage motorcycles or as an auxiliary rear lamp for small cars. The rubber body is fitted with a double contact, chrome plated bulb holder that accepts SBC/BA15D bulbs. Stop, tail and number plate illumination functionality.



Tel. +44 (0) 1684 212882

MT110 Rear motorcycle lamp - Equivalent to the Lucas MT110 model. A useful rear lamp used on motorcycles, though offering other applications including additional number plate illumination etc. The prismatic red lens (32mm diameter) has a chrome rim, the black metal body (44mm diameter) has side number plate illumination. Double contact bulb holder - so stop/tail bulb compatible. The mounting flange (approx 65mm diameter) has three holes for fixing.

MT211 Rear motorcycle lamp - Equivalent to the Lucas MT211 model. The prismatic red lens (25mm diameter) has a chrome rim. The black metal body (30mm diameter) offers side number plate illumination. Double contact bulb holder - so stop/tail bulb compatible. The mounting flange (approx 65mm diameter) has three holes for fixing.

L477/1 Rear motorcycle lamp - Equivalent to the Lucas 477/1 model. The large red lens (54mm diameter) has a chrome rim. The black metal body (max 50mm diameter, tapering to 36mm) offers side number plate illumination. Double contact bulb holder - so stop/tail bulb compatible. The mounting flange (approx 65mm diameter) has three holes for fixing.



L525 Stop, tail and number plate illumination lamp equivalent to the Lucas L525 type. Fitted to Triumph TR2 and TR3 as well as many motorcycles. Chrome plated steel base with polycarbonate red and clear lens with integral reflector. Two bolt fixing with 82mm hole centres. Accepts BAY15d stop/tail bulbs.

L529 Stop, tail and number plate illumination. Fitted to many motorcycles. Steel base with rubber mounting pad, two piece high quality polycarbonate red lens, with reflector pattern, and ribbed, clear side lens for number plate illumination. Three bolt fixing with 48mm hole centres. Accepts BAY15d stop/tail bulbs.

L564 Stop, tail and number plate illumination lamp equivalent to the Lucas L564 type. Fitted to many classic motorcycles from BSA, Triumph, Norton in the period c1955-70. Stainless steel base with polycarbonate red lens with integral reflector and clear lined/diffused side lens section. Two bolt fixing with 88mm hole centres. Accepts BAY15d stop/tail bulbs.

NUMBER PLATE LAMPS



329 Quality reproduction reversing/number plate lamp equivalent to the Lucas L469 pattern. Chrome on brass construction with frosted main lens. 163mm x 40mm x 60mm deep. Two mounting bolts to rear at 77mm centres.

952 Number plate lamp, Chrome cowl shields the glass lens, equivalent to the Lucas type L534 type lamp. Base approx 60mm x 40mm.

550NP Number plate lamp, 550 or "Frogeye" type number plate lamp. Used on Triumphs & GT40 MK1 cars. Chrome on brass cover 48mm x 35mm.

708 Number plate lamp. A quality reproduction equivalent to the Lucas 467 lamp model, as fitted to numerous classic vehicles. Base 110mm x 46mm x 36mm high (40mm including cover fixing bolt), fixing studs 85mm centres, clear glass side lens, chrome plate or black powder coated steel body.

REVERSE/FOG WARNING LAMPS



978 Classic red rear fog or clear reversing lamp, Polished stainless steel body (110mm x 55mm x 80mm deep) with polycarbonate lens. Single bolt fixing allows choice of mounting. Ball joint mounting with spring washer and fixing nut. H3 halogen bulb 12v x 20 watt. Choice of - clear lens for a reversing lamp, red lens for an auxiliary rear warning lamp.



978F Rear, fog or reversing lamp - Flush mounting Practical, small polished stainless steel (110mm x 55mm x 28mm deep) lamp with moulded polycarbonate lens. Flush mounting back with two 4.5mm mounting studs at 77mm hole centres and a single wire connection, all surrounded with a rubber seal. 12v x 10 watt festoon bulb. Choice of clear lens for a reversing lamp, red lens for an auxiliary rear warning light.



356 Rear fog and reversing lamps - Equivalent to the Lucas L494 type. A high quality reproduction lamp. Chrome finish on cast body with chrome plated fittings. Glass lens Body size 140mm wide x 75mm high x 68mm deep. Mounting stem approx 13mm. Bulbholder SCC/BA15S.

LAMP SPARES




297 (1130 type) side lamp spares

- 424** Double contact bulb holder, accepts double contact SBC BA15d bulbs. Please note these are made to original pattern.
- 424A** Two bulb (amber for flasher, clear for sidelamp) - 12 volt only. Bulbholder for fitting into sidelamps. Supplied in pairs only.
- 681** Glass front lens with chrome rim.
- 361** Plastic front lens (clear or amber)
- 361A** Nitrile O ring for plastic lenses
- 361B** Nitrile O ring for glass lenses
- 643** Rubber mounting pad
- 865** Top rim retaining screw



Rubbolite type rear lamps spares

- 255R** Plated reflector to boost light output in rubber divers lamp
- 258** Flat red or amber front lens (58mm dia) 255/257
- 251-Clear** Clear side lens (44mm dia) for 255
- 251-Red** Red side lens (44mm dia) for 255
- 251-Amber** Amber side lens (44mm dia) for 255
- 250** Domed red or amber front lens for 257.
- 422** Bulbholder (as fitted as standard) double contact.
- 253** Doubled ended bulbholder (original type) double contact.




1142 type side lamp spares

- 1142BS** Replacement bulb holder for 1142 side light - Single contact for 5W side light only, as original.
- 1142BD** Replacement bulb holder for 1142 side light - Double contact for side and indicator function for a 5W side light and clear 21W indicator.

1142BSIND Replacement bulb holder for 1142 side light - side light and indicator conversion, for clear sidelight and amber indicator light. T10 5W Clear and T15 Amber bulb

1142GLR Replacement glass lens and chrome rim for 1142 side light, Original pattern frosted and ribbed lens with chrome on brass rim.



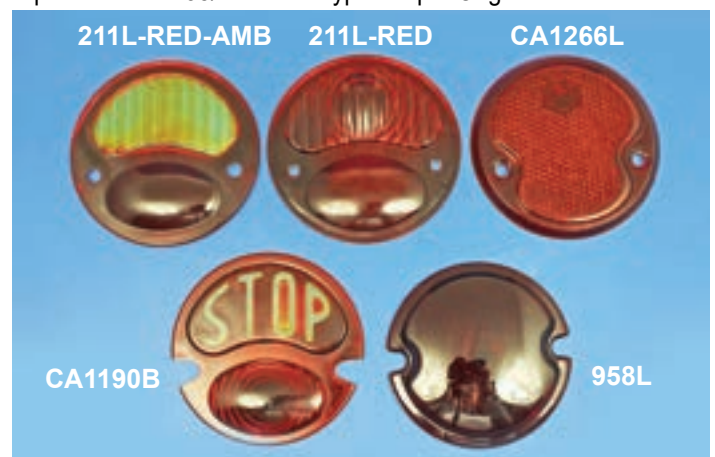
'D' ST51 type lamp (full and split lens) spares

- 767** Red main lens for full lens 'D' (249 and 428)
- 767S** Red main lens for split lens 'D' (249A and 428A)
- 767A** Clear side lens for 'D' lamp number plate window
- 767G** 'D' lamp body to base gasket
- 767W** Glass retaining wire for 'D' lamps
- 177L** Replacement lens for the Lucas 288-3 type rear number plate box lamps assembly
- 177LRW** as above with acrylic red and white lens (equivalent to Lucas part number 523308)




776 ST38 'pork pie' type lamp spares

- 776R-H** Spare red lens with horizontal flutes
- 776R-V** Spare red lens with vertical flutes
- 776RA** Spare amber/red lens for CA1249
- 776S** Spare clear side lens
- 776SCM** Rim fixing nut for 776/CA1249 Lamps - M4 thread for reproduction ST38/'Pork Pie' type lamps. Original also available




Duolamp spare lenses

211L-RED Replacement red glass lens for the 211 lamp
211L-RED-AMB Replacement red/amber glass lens for 211
CA1190B Red STOP lamp lens for our 211 duolamps. 'STOP' embossed into the upper part of the lens
CA1266L Red glass lens for single lens CA1266 'Duolamp' type rear lamps
958L Red glass lens for single lens 958/CA1265 'Duolamp' type rear lamps.



Prismatic glass and glass backlight reflector lenses. Very high quality lenses, manufactured in transparent deep colour glass. Prismatic lenses available in red, amber, yellow, green and blue in sizes 11mm to 50mm. Reflector lenses available in red only in 40mm, 52mm, 54mm, 57mm and 85mm.



215 Semaphore arm spares- orange plastic blade to fit SF80 trafficators. (equivalent part 532026).
215B Polished stainless steel backing for SF80 trafficator arms




Headlamp mounting bolt (hollow). Thread 5/8" x 26 tpi (fine thread). Diameter (approx 16mm) We offer variations:
629A Plain top 56mm long (Lucas type)
629B Flanged top 50mm long (Lucas type)
629C Squared top c/w flange 68mm long (Butler type)
629D CAV type 50mm long
629E Headlamp mounting bolt for P80 and RB160 type lamps, approx 85mm long x 13mm thread diameter.
627F Headlamp mounting bolt and nut for Lucas P100 type lamps, approx 105mm long x 13mm thread diameter.
631 Lamp bolt approx 36mm long with hex nut as used on various Lucas side and spot lamps.
632 Hex brass nut for studs as above. Lamp mounting (hollow) bolt (fine thread) 7/16" x 26tpi diameter. Approx 11mm deep.

632A Hexagonal nut only for Lucas type lamps.
632B Brass headlamp stud mounting nut for Lucas RB160, P100, P80 etc type lamp. thread 1/2" x 26 tpi



CA1165 Acetylene gas burners for carbide lamps offered as shown. These are new old stock and the brass will show some tarnish marks.

Left - Threaded base, marked 10 litres for rear or side lamp.
Centre - Plain base, marked No 5, 6 burner holes for headlight
Right - Threaded base, marked 7 1/2 for rear or side lamp
733-red Acetylene tubing, Red rubber tubing 5mm bore with 1.5mm wall for acetylene gas burners, per metre.



640 Headlamp rim seal rubber for Lucas headlamps, EPDM rim seal for many Lucas lamps including the L140, L148, L150 and L165 and L166. The flap locates in the 3mm wide groove in the bowl rim, behind where the reflector meets the bowl, holding both the bowl and reflector together, also creating a seal onto the glass in the rim, sold per 50cms.

B-13066 Headlamp cork gasket - Glass to reflector seal, rectangular section cork sealing strip - 4.5mm x 7mm x 750mm long.



619 Headlamp bowl gasket - For '700' series lamps, two adjuster type, Headlamp bowl to body rubber gasket for all two screw adjuster 7" (700 type) lamps. Equivalent to Lucas part number 54521487.

620 Headlamp rim seal - For Lucas '700' series type lamps, Headlamp glass to rim rubber dust gasket for 7" Lucas 700 series type lamps. Equivalent to Lucas part number 552906.

298G Rubber rear body (boot) for L488 type lamps.

299G Rubber rear body (boot) for L594 type lamps

628 Lamp cable entry grommet - 3 wire entry, approx 13.5mm id

www.vintagecarparts.co.uk
 Tel. +44 (0) 1684 212882

BULBHOLDERS



153 Replacement general purpose bulb holder (accepts BA15/15mm diameter base bulb cap). Offered for various bulb configurations:

Single contact parallel pin, double contact parallel pin, double contact offset pin.

253 Double ended holder which accepts a plug or standard SBC BA15d bulb at either end. Threaded outside body. Offered in single or double contact.

254 Plug for SBC type holder, offered in double contact or single contact.

422 Single ended bulb holder. Dimensions - thread diameter 19mm, overall length 38mm, flange 28.5mm. Accepts BA15d bulb, rear nut is removed to expose terminal contacts. Double contact.

424 Double contact bulb holder for Lucas 1130 type side lamps, accepts double contact SBC BA15d bulbs.


853 Double contact headlamp converter for most Lucas headlamps - mounted through the rear of reflector bowl. Usually held in place with clamp clip (part 644C). Dimensions:- 17mm outside diameter, 27mm long (32.5mm including terminals)

927 MCC BA9s bulbholder, 10.4mm diameter, useful general application spare for miniature base 9mm dia. cap bulb. Single contact.

CA605D Useful double contact bulbholder (BAY15d) with bracket, (60mm x 16mm) which can be bent as necessary.

CA605S Single contact version of above

LAMP PARTS



863A Long chrome headlight rim catch for Lucas headlamps. Use with spring 864A.

863B Short chrome headlight rim catch for Lucas headlamps - Use with spring 864.

864 Spring (spectacle shape) for use with 863B

642 Headlamp W wire retainer clip with approx 36mm legs

642A Large W wire as above, approx 48mm legs

642L As above P100 type, extra long approx 54mm legs

642S Small W wire for sidelamps. approx 22mm legs, pkt of 6



13016-A Headlamp rim catch. Chrome plated bronze bracket for Lucas type headlamps such as the L140. Fits through a slot in the headlamp rim. Dimensions 38mm x 15mm, threaded 2BA hole in tongue 15mm wide x 9mm tall.

13016-B Headlamp rim catch - 2BA thread. Chrome plated bronze bracket for Lucas type headlamps, Fits through a slot in the headlamp rim. Dimensions 24mm x 13mm, threaded hole in tongue 15mm wide x 13.5mm tall.

13016-C Headlamp rim catch - Plain 5mm diameter hole. Silver painted bronze bracket for some Lucas type headlamps. Fits through a slot in the headlamp rim. Dimensions 28mm x 13mm, plain hole tongue 18mm wide x 13.5mm tall.

13016-D Headlamp rim catch - Eared tabs, 5mm slot. Silver painted bronze bracket. Fits through a slot in the headlamp rim. Dimensions 36mm x 18mm, screw tongue 17mm wide x 15mm tall with 5mm slot.

E04C-13016 Headlamp rim catch - Plain tabs, 5mm slot. Silver painted bronze bracket. Fits through a slot in the headlamp rim. Dimensions 36mm x 13mm, screw tongue 17mm wide x 13mm tall with 5mm slot.



641 Daisy head headlamp rim screw for the Lucas L140 & L150 headlamps, overall length 36mm (head 18mm, thread 18mm) head diameter 15mm tapering down to 9mm, with a 2BA thread. Chrome plated brass.

641L Long daisy head head and spot lamp rim screw for some large Lucas headlamps including the P80, overall length 49mm (head 29mm, thread 20mm) head diameter 15mm tapering down to 9mm, with a 2BA thread. Chrome plated brass.

E1ADKN-13047/50 Butler type headlamp screw/stud and catch barrel/boss. Knurled slotted head screw, head diameter 9mm with 2BA thread 20mm long, Barrel nut 8mm diameter x 20mm long. Stainless steel.



644A Dipping reflector return spring. Return spring for dipping reflectors used on Lucas lamps including the L150. Extension spring. 48mm long, 6.25mm diameter with one closed loop end and one open loop end.

Tel. +44 (0) 1684 212882

644B 'P' Clip pivot for two piece dipping reflectors. Pivot used on Lucas two piece dipping reflectors. Spring steel 'P' clip and ball bearing holds inner reflector bowl and outer reflector rim together, allowing the inner reflector to pivot on the ball when moved by the EDS dipping module/return spring.

644C Screw clamp for Lucas reflectors fitted with BA15 bulb holder sockets. High quality clamp for tightening the bulb holder socket in the back of Lucas lamp reflectors onto BA15 bulb holders (e.g. our part numbers 853 or 153). The clip strap is formed from steel and nickel plated. The screw is machined brass, with a plain lead in and knurled, slotted head, also nickel plated.

LAMP BADGES



Toby, 'Rotax' and other lamp medallions. Fine detail accessories chrome on brass, most with lugs on rear to peen over hole rims and secure as original. Note smaller hole in lamp body required.

516TA Toby 15.1mm dia, fits into 12.6mm hole

516TB Toby 16.8mm dia, fits into 14.7mm hole

516TC Toby 19.7mm dia, fits into 18.3mm hole

516TD Toby 22.7mm dia fits into 20.5mm hole

516F Rotax 25.6mm dia, fits into 22.0mm hole

516L Rotax 23.0mm dia, fits into 20.3mm hole

516G Rotax 22.0mm dia, fits into 19.1mm hole

516K Rotax 18.3mm dia, fits into 15.6mm hole

516H Rotax 15.7mm dia, fits into 12.6mm hole

516RAY Raydyot 17mm dia, fits into 15.3mm hole

516DES Desmo 19mm dia with 2mm rivet hole

516SM Smiths 16mm dia fits into 15mm hole

WARNING LAMPS



842 Ignition warning lamp equivalent to WL3 type, chrome (slotted) screw bezel, black plastic body fits through dash (19mm hole). Offered with red, blue, amber or green lens. Please specify 6 or 12volt.

842blk Ignition warning lamp equivalent to WL3 type, black powder coated (slotted) screw bezel, black plastic body fits through dash (19mm hole). Offered with red, blue, amber or green lens. Please specify 6 or 12volt.

JEWEL 'Jewel' warning lamp equivalent to WL13 type, as used on a number of high quality vehicles including Aston Martin. Machined aluminium surround complete with WEDGE T10 capless bulb holder (updated from original) and screw in chrome on brass front bezel with high quality domed glass lens. Requires 10mm (3/8") hole. Available in Red, Amber, Green & Blue.

0609 Small panel mount warning lamp with metal rim 16mm diameter. 12 volt 2 watt BA7 bulb fitted, push fit into a 13mm panel hole. 6.3mm push on rear terminal connections. Available in Red, Amber, Green & Blue.

WL Chrome rimmed panel warning light, green indicator single arrow. Rim diameter 16mm approx. Hole required 12.5mm approx. Available in different colours and with different symbols (heater fan shown).

SPB WL15 type warning light. Dashboard warning light with hexagonal fronted lens and Chrome, Nickel or Black bezel. Equivalent to Lucas part numbers 38192, SPB391 and WL15. Available in Red, Amber, Green & Blue.

CA1235 Dash or panel warning lamp with alloy bezel (diameter 22mm). Rear body black plastic. Fits through 16mm panel hole (maximum panel 12mm thickness), secured with nut. Wire screw terminals on rear. Available in Red, Amber, Green & Blue.

DASH LAMPS



DF5 'Toby' vintage dash lamp. Vintage dash lamp equivalent to Lucas type DF5. Originally fitted to many quality pre-war cars including those from Rolls-Royce, Bentley, Alvis and Lagonda. Superb recreation of this wonderful dash lamp. All brass lamp body construction with sprung steel base, quarter turn lever action switch. Available in Chrome or Black.

593 Cylindrical dash lamp, all brass construction - available polished brass, chrome with powder coated black end caps, chrome or nickel plated finish. Centre tube 25mm diameter can be rotated to adjust light position. Supplied with clip base. 90mm long. This lamp has no switch incorporated.



289T Dash lamp equivalent to the Lucas DF41 type, chromium cowl with 'Toby' medallion on top, black flange (70mm x 37mm) fitting, 2 1/8" (54mm) mounting hole centres, centre hole size required 18mm, supplied with cable and bulb. Basic switch incorporated with twist cap. 50 mm front to face.

289-SW Dash speed warning lamp based on the DF41, speed warning lamp as used on some MG's, chromium knurled cowl with coloured lens mounted in a chrome ring on the top, lenses available in green or amber, black flange fitting, 2 1/8" (54mm) mounting hole centres, Basic switch incorporated with twist cap.



543 Pull out dash lamp, all brass construction. Screw on end cap, 57mm long with 51mm diameter mounting flange. Fits into a 32mm hole. Requires separate switch. Solid, high quality machined item in chromium, nickel plate or black/brass finish.

543T 'Toby' pull out dash lamp, all brass construction. Screw on end cap, fitted with either a polished brass or nickel plated 'Toby' medallion recessed into the top, 57mm long with 51mm diameter mounting flange. Fits into a 32mm hole. Requires separate switch. Solid, high quality machined item in chromium, nickel or black finish.




352 Dash lamp with black helmet type cover. Fits through metal dashboard hole approx 17mm. Overall dimensions 46mm tall x 26mm wide when fitted. Remove cover to change bulb. Requires separate switch.

352A Dash lamp with metal helmet type cover, fits through metal dash hole approx 10mm dia. Overall dimensions 57 tall x 25mm wide when fitted. Remove cover to change bulb. Basic switch on stem side, dull plated chrome finish only.

CA40 Bracket mount type dash or panel lamp. Mounting plate 23mm x 65mm (can be cut smaller) with lamp fitted. Stainless steel cover - remove to change bulb - and basic switch.

INTERIOR LAMP



455 Surface fitting lamp, mounting holes 50mm centres, chromium plated base, prismatic glass lens, retained with threaded knurled ring. 89mm diameter x 57mm deep. Double contact bulb holder. Accepts BA15d bulb separate switch required.

455D Round interior lamp with or without switch, chrome rim with domed opaque glass lens held with spring wire clip. Fitted with a BA15s bulb holder. Dimensions 120mm diameter x 20mm tall, lamp base protrudes 20mm on the back of the lamp with bulb holder mounted to one side.

LAMP MOUNTING BRACKET




CA836 Steel rear lamp bracket suitable for 'divers helmet' rear lamp and similar lamps requiring spade mounting. This welded steel part is supplied undrilled. Overall height approx 125mm. Fitting to the car (rear chassis cross member) can be by use of a U bolt. The spade can be drilled if required to thread the rear lamp bolt through. Flat blades measure approx 24mm wide x 4mm thick and 29mm wide x 3mm thick for lamp.

CA836A Cast brass rear lamp bracket suitable for 'divers helmet' rear lamp and similar lamps requiring spade mounting. Oval mounting base (undrilled) 76mm tall x 31mm wide. Mounting bar 80mm long with lamp spade parallel to base for fitting on the rear of a vehicle, spade dimensions 30mm wide x 41mm tall x 5mm thick

CA836B As above with mounting spade rotated 90 degrees.

REAR REFLECTORS



167 Flat rubber surround for vertical surfaces equivalent to Lucas type RER6. Approx 48mm base diameter.

394 Red reflector with a shallow surround as Lucas type RER5, flat faced rubber back. Choice of chrome, nickel or polished brass rim finish. Overall diameter of base approx 53mm.

240 Angled rubber red reflector, as Lucas type RER2, for mounting on to sloping rear wings etc. Base approx 74mm dia.

872 Round red reflector with deep chromium surround as Lucas type RER25. Rubber back, flat, approx 51mm base. Also offered in polished brass or nickel.

919 Large flat back rubber surround reflector approx 90mm diameter. Screw fixing around edge,

179 Metal surround reproduction Lucas pattern reflector (42mm dia). Aluminium spinning with black metal painted side mounting bracket (7mm mounting bolt hole)


E80-NC-1 Rear red reflector with metal surround with rear mounting stud and nut supplied. Approx 42mm diameter.

E187-NC-1 Red reflector, approx 58mm diameter, integral threaded stud fixing.

CA1426 Large rimmed reflector. Available with chrome or nickel rim. Approx 71mm diameter overall. Single centre screw fitting. As Lucas type RER14. Rubber backing has slight curve to follow radius of panel.

308A Re-manufactured C30L type round, three terminal black plastic junction box with push on cover, 42mm diameter body with 46mm diameter lid, overall height 30mm. Two mounting holes in the base with 21mm centres.

CUT OUT REGULATORS



RF95 Re-manufactured RF95 type voltage regulator/cut out. Two bobbin inner, 9 screw terminals. base 115mm x 87mm x approx 95mm overall height. 12 volt or 6 volt available.

RB340 Regulators

622E-10505-B RB340 type voltage regulator/cut out. Three bobbin inner, 'Lucar' type spade terminals, 12 volt 22 amp.

RB34030 RB340 type voltage regulator/cut out. Three bobbin inner, 'Lucar' type spade terminals, 12 volt 30 amp.




RB96/106 voltage regulator/cut out. Two bobbin inner, 5 terminals, various applications.

E93A-10505 6 volt with screw terminals.

E0A-10505-D 12 volt with screw terminals.

105E-10505-B 12 volt with 'Lucar' type spade terminals.

FUSE BOXES



Fuse boxes, black finish, accepts modern 'Bosch'/continental cartridge type fuses. All 28mm high,

CA1394 2 fuse holder, 45mm x 30mm

658 4 fuse holder, 61mm x 45mm

659 6 fuse holder, 88mm x 45mm

CA1433 8 fuse holder, 119mm x 45mm

307 Single fuse box, black bakelite cover. Takes cartridge type fuses. 54mm x 32mm, height 45mm excluding clip. Equivalent to Lucas type fuse box SF5/2

908/908D Reproductions of the Lucas 54038067, SF4 type fuse box. Base 73mm x 72mm x approx 60mm overall height. Centre screw to lid top. Black bakelite. Supplied without fuses.

908A Replacement spare black cover for above 908 type fuse boxes

MASTER SWITCHES



463P Battery master isolator switch for dashboard mounting etc equivalent to Lucas ST330, 76605 type. Mounting flange with 53mm hole centres. Body 43mm in diameter. Knob marked with 'OFF' and arrow. The knob can be detached for installation by removal of the rear C circlip. Usually mounted into earth lead.

The third (low current) terminal is optional to allow the switch to function as an emergency engine cut-off by earthing a feed from the points or coil when the switch is in the OFF position.

CA1369 Sturdy panel mounted battery master switch, similar to the Lucas SSB106 model. Requires a 19mm hole in the panel. Well made reproduction part.

445 Battery master switch, good value alternative, black plastic body, red removable plastic key.

886 Simple yet effective battery master switch. Fits on the battery post. Screw knob detaches if required.

JUNCTION BOXES



Round, black bakelite and plastic junction boxes. Terminals set in insulated base. Cover held on with centre screw

308 2 way junction box, 38mm diameter

309 4 way junction box, 51mm diameter

309A Spare cover for **309**


375 6 way junction box, 61mm diameter

375A Spare cover for **375**.

www.vintagecarparts.co.uk

Tel. +44 (0) 1684 212882

STARTER SWITCHES



- 300** Floor mounted starter switch for connecting directly into starter/battery cables, as Lucas type ST18.
- 945** Pull starter switch equivalent to Lucas type ST19-2. Base 70mm long x 33mm. Connect directly into lead. Without knob.
- CA22** Floor mounting starter button equivalent to SRB312. Heavy duty switch for connecting into starter/battery cables.
- CA1400** Remote starter solenoid (12 volt) with button that can be mounted under the bonnet for ease of starting the engine whilst working on the car.
- 946** Cable operated starter switch that fits on the starter motor body. As Lucas type ST9. Heavy duty copper contact with bolt terminal for battery lead connection. 6 or 12 volt application.
- 621** Black rubber starter button cover for solenoids.
- 622** Black rubber terminal insulator, fitting starter switch.

SWITCHES




- 410** Pull on/push off switch, long threaded shank (16mm long, 9mm diameter) suitable for mounting through wooden dash. Overall length 73mm, maximum diameter 18mm, requires 9.5mm panel hole. Grub screw wire connections. Black SCREW ON knob allows easier through dash fitment.
- CA981B** Pull switch, as SPB104. as above but with Black PUSH ON knob on hexagonal shaft. Cross pin releases knob.
- 412** Push button black knob. Spring loaded. 22mm diameter chromium bezel. Long type for wooden dash. Makes contact when pushed.
- 413** Push button as above, short type for metal dash.
- 768** Rotary on-off turn switch with black knob with two flattened grips. Short shank for metal dash. Requires 19mm panel hole. 22mm diameter bezel. Black knob with chrome bezel.
- 434** Push button. Flange for mounting on to dash. Button head approx 38mm dia. Mounting flange 53mm x 35mm with two screw holes at 42mm centres.
- 56SA** Re-made 56SA type pull switch with red illumination on knob. Fits through 3/8" (10mm) panel hole on metal dash.
- 411** Small round surface mount toggle on/off switch, 28mm diameter x approx 13mm tall cover. Chrome plated cover (unscrews to access terminals). maximum rating 3 amp.



- 606** Interior light toggle switch with pressed stainless steel or brass cover plate 43mm x 30mm with bevel edges. ON/OFF only. 24mm between mounting hole centres.
- 925** Interior light switch with stainless steel cover. Slides ON/OFF. Suitable for door pillar application.
- CA981C** Pull/push switch. Long shank suitable for wooden dash, maximum dash thickness 10mm. Fits 8mm hole.
- CA1446** Useful rotary 4 position (off, side, dip, main) switch with black lever to fit a metal dash. 26mm panel hole.
- 101** Switch as Lucas PPG1 type. Light switch with pull/twist/pull action. Fits through a 10mm hole with chrome retaining nut. Hexagon shaft with spring loaded locating pin. Three screw terminal connections. Application side/head light switch. Supplied without knob. Overall dimensions - length 85mm, width 35mm (max) 24mm (min). Shaft 27mm long, 6.4mm dia.
- CA430B** Toggle switch, on/off only, requires 13mm hole through metal panel. Nickel plate toggle lever, lucar terminals.
- CA1402** A neat toggle switch with an LED in the end of the toggle that lights up when power is turned on. Panel hole 13mm - available with red, green, blue and amber light.

IGNITION SWITCHES



- 443** Ignition switch - panel mount with two keys. Requires 19mm dia hole. Two key positions - OFF/ON positions only.
- 444** Ignition switch equivalent to type 34680. Panel mounted with 4 key positions - Auxiliary (left), Off, Ignition and Start. 6.3mm 'Lucar' type spade connections. Supplied with two keys. 35mm diameter barrel with 20mm clearance hole for threaded neck to pass through dash.
- 836** PLC6 type combined key ON/OFF and Off/side/head lamp switch. Approx 56mm diameter (requires 53mm hole in metal dash panel). The off/side/head positions are displayed on a white background through a cut out in the black face panel. Screw terminals to rear. Unswept handle, chrome plated bezel.
- 836A** PLC5 type combined key ON/OFF and Off/side/head lamp switch, Approx 56mm diameter (requires 53mm hole in metal dash panel). The off/side/head positions are printed on the black face panel. chrome plated bezel. Screw terminals to rear.

CIGAR LIGHTERS




CA1408 Chrome finish cigar/cigarette lighter accessory. Requires 22mm diameter hole in dash panel for fitting.

CA1408-L Cigar/cigarette lighter accessory. Chrome push knob with illumination ring for night time use. Requires 22mm diameter hole in dash panel for fitting. The outside cone nut is shortened to allow fixing to thicker panels.

CA1408B Cigar/cigarette lighter accessory. Black engraved push knob. Requires 22mm diameter hole in dash panel for fitting.

CA1408B-L Cigar/cigarette lighter accessory. Black engraved push knob with illumination ring for night time use. Requires 22mm diameter hole in dash panel for fitting.

BRAKE SWITCHES



415 Brake switch. Terminals protected by a rubber cover. Connects to linkage with a spring. Makes contacts on pull.

415A Brake switch as above, without rubber cover.

Breaks contacts on pull - opposite to 415.

846 Equivalent to Lucas type pull on switch 54C, 31281. Metal body 63mm wide x 35mm deep screw terminals on top.

7W-13480-A Brake stop light switch - RH pull lever type. Period brake switch. Bakelite type body. Lever arm action which makes contact when pulled. Originally fitted to RHD Ford Cars/5cwt van & LHD E83W.

7W-13480-B Brake stop light switch - LH pull lever type. Period brake switch. Bakelite type body. Lever arm action which makes contact when pulled. Originally fitted to RHD Ford E83W and LHD Cars/5cwt van.

DIP/LAMP SWITCHES



442 Floor mounted traditional dip switch for foot use, equivalent to Lucas model FS22-1. Base plate measures 75mm x 40mm with 60mm hole centre fixing screws. Three terminals with screw/plate connections.

CA1211 Foot operated dip switch for mounting through floor. Base measures 55mm x 45mm. Overall height 60mm of which switch pillar is 45mm tall. Fixing holes 38mm.



CA1206 Large surface mounted dip switch, 2 5/8" (67mm) diameter, three hole fixing. Well finished in black plastic. New old original Lucas stock - part number 31001.

109 Surface mounted reproduction switch equivalent to Lucas type SPB140, model HD77. Base 50mm diameter. Two bolt mounting through back (35mm hole centres). Side dip switch (lever 18mm long) and front horn push (button diameter 25mm). Approx 50mm deep. Three recessed cable connections in base.

9RW Two position dip switch. Compact two position switch suitable for dash mounting. A quality reproduction switch equivalent to Lucas part number 9RW (380417). The brass cover over the switch mechanism incorporates two 3mm diameter mounting holes at 35mm centres. A very neat period switch originally used to control fog and spot lamps, dipping reflectors and reversing lamps. Solder sockets on rear for wiring connection.

HORN BUTTONS



CA795 Horn push button engraved 'Klaxon'. Flange for mounting on to dash. Button head approx. 38mm dia. Mounting flange 53mm x 35mm with two screw holes.

CA324 Push horn button - Metal, surface mounted, metal cased push button. Suitable for horn press button etc. Mounting hole centres 53mm, chrome rim approx 41mm diameter, black button.

INDICATOR SWITCHES



154 Steering column mounted indicator/trafficator switch. Secures around steering column using metal band clip. Base measures 30mm - deep front to back. Black bakelite type finish with plated stalk. Overall length of body and stalk/knob 155mm. Plain black end. Also available in Ivory **154V**.

154G As above indicator/trafficator switch with green warning light at end of indicator stalk. Also available in Ivory **154VG**.

930 Indicator switch which mounts to steering column. Secured with a band clip thus can be removed without leaving any extra holes etc. Body approx 56mm tall x 44mm deep. Overall length approx 164mm



414 Clockwork panel mounted indicator switch. Suitable for 6, 12 or 24 volt systems. Make and break contacts for approx 20-25 seconds then self cancels. Body size approx 45mm x 55mm x 25mm. Requires 12mm hole in metal panel. Easy to connect input (fused) and exit terminals. This unit is neither voltage or bulb watt sensitive. See part **414M** for bracket.

SPB120 Re-manufactured part equivalent to 31311, SPB120 panel mount indicator switch. Flat oval base mount (40mm high x 54mm wide) with mounting holes at 46mm centres which will locate on to any flat panel. Terminal connections to rear. Indicator bulb in centre, domed raised body assembly with moulded lever. Supplied with mounting kit including short link bar which can be used to make the switch equivalent to Lucas part number 31190. Available in Black, Brown or Ivory bakelite.

CA986 White surface mount indicator/trafficator switch - 'Starlite' brand. with integral flasher unit (bi-metallic strip). New old stock by Starlite, with three terminals marked IG, R and L. Requires separate warning light, supplied with insulating card, dimensions 66mm long x 50mm wide x 30mm tall with 38mm fixing hole centres,

TS82 Reproduction part equivalent to Lucas TS82 panel and column mounted rotary 3-way indicator/Trafficator switch. Alternative Lucas number 31611 (also 31379 - the same switch body just with a longer lever used for column mounting only). Flat circular base mount 40mm diameter with two 3.5mm holes at 32 mm centres to enable fixing. Three brass terminal connections to rear complete with brass grub screws.

928 Panel mount indicator switch, suitable for any application. Requires 25mm hole through metal panel. Overall diameter 37.5mm at rear.

929 Panel mount indicator switch, with green lever which illuminates in use. 12 volt application only. Requires 25mm hole through metal panel for mounting.

FLASHER UNITS



922 6 volt Flasher unit. 3 'Lucar' type terminals marked L, P & X. L goes to live, P to warning light, X to indicators.

922-12 12 volt Flasher unit. 3 'Lucar' type terminals marked L, P & X. L goes to live, P to warning light, X to indicators.

SFB10512-2PIN 12V Flasher Relay 2 Pin. Small flasher Relay 12V 18/23 Watt 2 Pin. This will power two 18w or two 21w bulbs (maximum is 2 x 23W). Similar functionality to Lucas part number SFB105. Supplied complete with rubber mounting strap. Also available in 6V.

SFB182 12V Flasher Relay - 3 Pin. 12V 3 pin flasher unit 21W x 2 (+5W) 21W x 4 (+2 x 5W) Suitable equivalent for Lucas part number SFB182. 3 x 'Lucar' type terminals.

LEDFLASH3 LED Flasher Relay - 3 pin plus Earth lead. High performance LED flasher unit/relay designed for vintage and classic applications including different combinations of bulb/LED. 3 pin with earth wire. A very flexible flasher unit that is ideal for use on vehicles that are changed in full or part to LED stop/tail lights. In testing these units deliver consistent flashing at the correct rate, whether installed in a circuit with all incandescent bulbs, all LED bulbs, or a mix of incandescent and LED bulbs. Available for 6V, 12V, Negative and Positive earth systems to cover all applications.

DASHBOARD PLUG & SOCKET



960 Two panel mounted sockets (red and black) and one plug - which has two equal size pins (pins 13mm centres, plug pins 3.18mm diameter). Often used for inspection lamps etc. Equivalent to Lucas inspection lamp plug 545025 and insulated sockets 305514.

960P Two pin plug with different diameter pins (pins 13mm centres. Plug pins 3.18mm diameter for black socket, 3.81mm diameter red socket. Equivalent to Lucas plug 304919, as supplied by Lucas for fitting sockets 38605A.

960PS Two sockets with different diameter pins, often used for inspection lamps etc. Equivalent to Lucas sockets 38605A, as supplied by Lucas for fitting Lucas plug 304919. Will fit our part 960P.



? PLEASE NOTE

The 414 is the only self-cancelling indicator switch

CABLE Armoured, Cotton or PVC




ARMoured CABLE - Half round aluminium wire wrapped around pvc insulated cables. We manufacture this product on the premises to order. We also offer limited sizes with half round brass wire outer wrap,

	Metric spec.	Imperial spec.	Capacity amps.
490	14/0.30	14.012 single	8 amp
491	14/0.30	14.012 twin	8 amp
492	14/0.30	14.012 triple	8 amp
913	14/0.30	14.012 4 core	8 amp
493	28/0.30	28.012 single	16 amp
494	28/0.30	28.012 twin	16 amp
849	28/0.30	28.012 triple	16 amp
607	44/0.30	44.012 single	27 amp
914	44/0.30	44.012 twin	27 amp

All above per metre or 30m roll

495 37/0.90 37/0.36 battery cable 160 amp



BATTERY CABLE - all sold per metre

513 Black plastic/pvc battery cable 37/0.90. 160 ampere
513R Red plastic/pvc battery cable 37/0.90. 160 ampere
828 Earth strap - flat tinned copper braid cable 19mm wide by 3mm thick. Without plastic cover.
CA876 Round braided tinned copper earthing cable. 260 ampere. Not insulated.



COTTON BRAID CABLE

We stock various colours of each gauge in low lacquer finish. Usual stock range includes plain black, red, blue, brown, green, white and yellow together with various traces.

608 single	8 amp	various colours
609 single	16 amp	various colours
610 single	25 amp	various colours
801 battery cable	170 amp (for 12 volt)	black only
801A battery cable	300 amp (for 6 volt)	black only
843 twin	8 amp	black only
844 twin	16 amp	black only

Offered per meter or by 30M roll


We also offer special mixed colour packs of the above cotton braided single cables at favourable prices

608P 8 amp cable, mixed colours, 15 metres (5 x 3mtr pieces)
609P 16 amp cable, mixed colours, 15 metres (5 x 3mtr pieces)
610P 25 amp cable, mixed colours, 10 metres(5 x 2mtr pieces)

PVC CABLE offered in black and selected plain colours in cut lengths, or 30mtr rolls

	Metric spec.	Imperial spec.	Capacity amps.
1001	9/0.30	9.012 single	5.75 amp
1002	9/0.30	9.012 twin	5.75 amp
496	14/0.30	14.012 single	8 amp
497	14/0.30	14.012 twin	8 amp
498	14/0.30	14.012 triple	8 amp
499	14/0.30	14.012 4 core	8 amp
510	28/0.30	28.012 single	16 amp
511	28/0.30	28.012 twin	16 amp
512	44/0.30	44.012 single	27 amp
1003	65/0.30	65.012 single	35 amp

HT CABLE



611 Cotton braided HT lead with copper wire centre - red with yellow trace, red with black trace, yellow with black trace, yellow with green trace, yellow with red trace or plain black. 6.70mm diameter.

per metre or 50m roll

416 HT lead that looks very similar to the original rubber covered lead, but it is covered with a soft matt plastic which will withstand oil/heat etc. Copper wire centre. Standard 7mm diameter.

per metre or 30m roll

CLOTH & PVC INSULATION TAPE



457 Traditional style 19mm wide black cloth insulation tape. Approx 25 metre long roll. Useful for tidying up old looms

CA81 Non adhesive PVC harness tape for rebinding wiring harnesses. Offered in black and grey. Roll 20m x 19mm wide.

CA1290 Self amalgamating tape. This very versatile black tape has many uses including making moisture proof cable repairs, protection of metal pipe work against corrosion - particularly at welds and joints, repair of split or leaking radiator hoses etc. Roll 10metre x 19mm wide

BATTERY CLAMP BRACKET



CA1379 Universal battery clamp bracket. Overall cross bar length 380mm, threaded tie rods 300mm.

TERMINALS/ PLUG CAPS



555 Solderless battery terminal, round post. Please state whether positive or negative required.

556 Solder type end fixing terminal for usual 160amp battery lead/cable.

762 Wire clip for old style brass spade HT terminal on to spark plug.

557 HT plug terminal for standard 7mm HT lead wire. Solder type - brass.

764 Knurled spark plug terminal nut - for most modern plugs. The thread can be opened out if required

921 Split brass washer for distributor HT lead.



WCX600 CHAMPION Suppressed black spark plug terminal, 90 degree angle. Ignition lead winds on to screw.

HTC-1 HTC Straight spark plug terminal, as original early 'Champion' version. These are a non-suppressed terminal with screw that winds into the centre core of the HT wire ends.

VD05E Angled (120 degree) spark plug HT cap, black phenolic moulding with carbon 5k ohm suppressor. Supplied with grommets making it waterproof, or can be used without grommets to better suit older vehicles.


LB05E Angled (90 degree) spark plug HT cap, high quality black phenolic moulding with carbon 5k ohm suppressor. Supplied with grommets making it waterproof, or can be used without grommets to better suit older vehicles.

0-292-00 Straight spark plug HT cap, black phenolic moulding with 5K OHM carbon suppressor, overall length 70mm. Threaded spur screws into the core of the HT/ignition cable. 4mm diameter steel socket fits directly onto the threaded stud on top of the spark plug - meaning that the 6.3mm diameter waisted steel cap needs to be unscrewed from the top of the plug first.

0-292-UN Straight, non-suppressed, Hypalon spark plug cap, black, complete with terminal.

0-595-UN Right angled, non-suppressed, Hypalon spark plug cap complete with terminal.

DISTRIBUTOR PARTS/SPARES



Distributor Cap Clips Pair.

DCLIP1 Equivalent to Lucas Part Number 410261.

Dimensions: Overall length 65mm x 9mm wide, distance between lower pivot point and cap contact nose 45mm.

DCLIP2 Equivalent to Lucas Part Number 421824.


Dimensions: Overall length 77mm x 9mm wide, distance between lower pivot point and cap contact nose 61mm.

DCLIP3 Equivalent to Lucas Part Number 425765.

Dimensions: Overall length 79mm x 9mm wide, distance between lower pivot point and cap contact nose 60mm.

DCLIP4 Equivalent to Lucas Part Number 420262.

Dimensions: Overall length 83mm x 9mm wide, distance between lower pivot point and cap contact nose 65mm.



Distributor Bronze Bushes.

Oilite bushes. Before fitting the new bearing bush it should be allowed to stand for 24 hours completely immersed in thin engine oil. This will allow the pores of the oilite bush to be filled with lubricant.

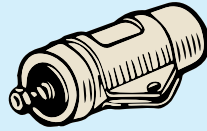
IGNITION SYSTEMS

Over 150 parts with 1000s of applications and the most complete online search facility for pre-1960 vehicles.

A wide range of quality coils to suit all classic and vintage car applications including regular 6v and 12V coils with push in and acorn nut connections—as well as standard and super sports coils, offering a stronger spark. A supporting cast of condensers, distributor caps, rotors, contact sets and arms, as well as spare bushes, clips and bearings.

Condensers – what do they do?


Condenser is just the old name for a capacitor. The usual explanation is that it gives the current from the coil a path to flow when the points are open—thus reducing arcing and prolonging the life of the points. However the engine will not run properly without a functioning condenser, so it is more than this. The condenser aids in the rapid collapse of the magnetic field generated by the windings in the coil.



It then discharges (AFTER the spark has occurred at the plug) back through the coil's primary windings to produce an oscillation needed to prime the coil to begin the next charge cycle.

Usually fitted inside or clamped to the body of the distributor it is easy and cheap to replace. A failing condenser/points system will cause misfires, rough running and difficulty starting.

The most complete ignition product database for classic British made systems available to search online.



www.vintagecarparts.co.uk/categories/vcp-ignition-system



Distributor Doctor Condensers

COND
We stock Distributor Doctor versions of popular fitsments. These are very high quality condensers made to the original specification for high levels of performance and reliability.

SEARCH

Search by

- DISTRIBUTOR MODEL
- DISTRIBUTOR NUMBER
- VEHICLE MAKE & MODEL



Contact Sets

CSET
A huge range of contact sets to fit Lucas, Ford, and Delco-Remy distributors. Re-manufactured, New Old Stock and **Distributor Doctor** items. Searchable by part numbers, distributor or application on the website.



Early Lucas Type 12v Coil
COIL9

Reproduction of original Lucas coil fitted between late 1930's and mid 1950's. With screw in/acorn nut lead connection.



12V Super Sports Coil as Lucas DLB105
COIL8

Lucas type non ballasted sports coil 12V. Gives a stronger spark than the standard COIL4 or COIL5. Lucas part number DLB105.



12v Non Ballasted Coil DLB100
COIL6

12-volt non-ballasted coil with screw-in type HT lead with acorn connector. Primary coil resistance is 2.9 ohms & secondary resistance is 10.9 k/ohms



12V Non ballasted coil as Lucas DLB101
COIL4

Push in top cable terminal. Twin Lucas connections. Standard and sports/high output versions of this coil are also available—see parts COIL5 and COIL8.



6V Super Sports Coil as Lucas 406697 and HS6
COIL7

Non Ballasted Sports Coil. Gives a stronger spark than the standard COIL1 or COIL3. Suitable alternative to many Lucas part numbers including 406697 and HS6.

DBUSH1 Porous bronze bearing. 0.490" ID, 5/8" OD, 13/16" Length. Equivalent to Lucas part number 410590.


DBUSH2 Porous bronze bearing. 0.490" ID, 5/8" OD, 5/8" Length. Equivalent to Lucas part number 404374.

DBUSH3 Porous bronze bearing. 1/2" ID, 5/8" OD, 3/4" Length. Equivalent to Lucas part number 250626.

DBUSH4 Porous bronze bearing. 0.490" ID, 0.740" (for 1 5/8") and 0.750" OD, 2.485" Length. Stepped design, equivalent to Lucas part number 421998.

DBUSH5 Porous bronze bearing. 0.490" ID, 3/4" OD, 2.473" Length. Equivalent to Lucas part number 419430.

DBUSH6 Porous bronze bearing. 0.490" ID, 3/4" OD, 1" Length. Equivalent to Lucas part number 419673.



DBEAR1

DBEAR2

Distributor Roller Bearing

DBEAR1 Roller bearing, S5 type, single row, 'S' type journal, Imperial sizes, 0.5" ID, 1.125" OD, 0.25" width. For use on most British vehicles 1952 to 1962 not fitted with DBUSH4 or DBUSH5. Equivalent to Lucas part number 189272.

DBEAR2 Roller bearing, LS5 type, single row, rigid ball journal, Imperial sizes, 0.5" ID, 1.313" OD, 0.375" width. Equivalent to Lucas part number 189295.



DDOG1

DDOG2

Distributor Driving Dog

DDOG1 Driving dog - Plain body with two offset lugs 5.5mm high. 20.75mm total height including lugs, 25.5mm OD, 12.4mm ID. Equivalent to Lucas part number 410601. Plain with 1/8" cross pin hole. Supplied with 1/8" cross pin. Material EN8DM.

DDOG2 Driving dog - Grooved body with two offset lugs 5.5mm high. 20.75mm total height including lugs, 25.3mm OD, 12.4mm ID. Equivalent to Lucas part number 420620. Grooved outer body and chamfered on the ID with 3/16" cross pin hole. Supplied with 3/16" cross pin. Material EN8DM.

552 Brass P clip for general purpose uses. Available in the following diameter sizes. Packet of 10

- A 4mm diameter
- B 6mm diameter
- C 10mm diameter
- E 16mm diameter
- F 19mm diameter
- G 22mm diameter
- H 25mm diameter

670 Brass saddle clamp for general purpose uses. Available in the following diameter sizes. Packet of 10

- A for 3/16" o/d pipe
- B for 1/4" o/d pipe
- C for 5/16" o/d pipe
- D for 3/8" o/d pipe
- E for 1/2" o/d pipe

CA151-7 Metal clip (plated) for securing pipe or cable etc. Available in the following diameter sizes. Packets of 10.

- CA151 single 5mm diameter
- CA153 single 6mm diameter
- CA155 single 8mm diameter
- CA156 single 10mm diameter
- CA157 single 12mm diameter

551 Chassis clip - simply push on to the edge of the chassis to hold cables/pipes



721

TNIF63

RITER

721 Ross-Courtney type wire end terminal (post terminal), pronged cup and washer. Two part terminal in self colour brass. Available in the following diameter sizes. Packet of 10

- A - 4BA hole 1.00mm wire
- B - 3BA hole 2.00mm wire
- C - 2BA hole 2.00mm wire

6.3mm Non Insulated terminals. Packet of 10

TNIF63 Female spade terminal suitable for cable sizes 1.0 to 2.5mm².

BATF1 Female spade terminal suitable for cable sizes cable sizes 0.75 to 2.0mm².

BAT1 Male spade terminal suitable for cable sizes cable sizes 0.75 to 2.0mm².

RITER High quality pre-insulated terminals suitable for use with standard automotive cables - 0.5 to 1.5 mm² (16/0.20 to 21/0.30), available in the following diameter sizes. Packet of 10

RITER37 - 3.7mm hole

RITER43 - 4.3mm hole

RITER53 - 5.3mm hole

RITER65 - 6.4mm hole

RITER84 - 8.4mm hole

Available in standard 'Red' and 'Blue' sizes.



BAT1

SS2

FCCS

BAT Basic nylon connector assembly complete with pins, Quick release two part nylon connector housing/locking terminal block. Available in one terminal (shown) to six terminals.

SS Superseal connectors for applications where a waterproof joint is required, includes male and female housings, terminals and seals. Available in one terminal (two shown) to six terminals.

CABLE CONNECTORS/CLIPS



558

670

552

551

Sold in Packets of 10 or 25 unless indicated


558 Snap connector single (joins 2 wires) with nipples

559 Snap connector double (joins 4 wires) with nipples

560 Nipples for above connectors (extra) Packet of 10 only

FCCS Flexible Cable Connector Strips. Flexible cable connector strip with 12 terminals, available in strips for 5amp, 10amp, 15amp and 30amp duty.

FUSES




GLASSFUSE 12v glass fuses 29mm long (7amp is 25mm long) - available in 1, 2, 3, 5, 7, 8, 10, 15, 20, 25, 35, & 50amp.

CONTIFUSE Continental/'Bosch' type cartridge fuses - suitable for fuse boxes including our part numbers CA1394, 658, 659 and CA1433. Fuse length 25mm. Available in 5 (yellow), 8 (white), 16 (red) and 25 (blue) amp rating

BLADEFUSE Standard 12v blade fuses available in 5, 7.5, 10, 15, 20, 25 and 30amp.

FLEXIBLE CONDUIT



Please note the outside dimension is approx 3mm larger than the inside bore size on all the metal conduit.

763 Plated, flexible metal conduit used for sheathing cables to lamps etc. Supplied in 1500mm long lengths only. Chromium or nickel plated brass finish.

- A** inside diameter/ bore 6mm
- B** inside diameter/ bore 8mm
- C** inside diameter/ bore 10mm
- D** inside diameter/ bore 12mm
- E** inside diameter/ bore 20mm

Also flexible metal conduit, galvanised steel, cut from roll

- CA742** inside diameter/ bore 6mm
- CA743** inside diameter/ bore 8mm
- CA744** inside diameter/ bore 10mm
- CA746** inside diameter/ bore 13mm
- CA743A** Stainless steel flexible metal conduit 8mm bore only
- CA1330-tube** Flexible self colour brass conduit/horn tube. Measures 15.3mm outside x 12.5mm inside. Cut off the roll.



Flexible Metal Conduit End Connectors

A- 763FN-END-M One piece metal end connector for 12mm diameter conduit (our 763C) with male 12mm metric thread.

B- 763CN-END-M Two piece metal end connector for 10mm diameter conduit with male 16mm metric thread.

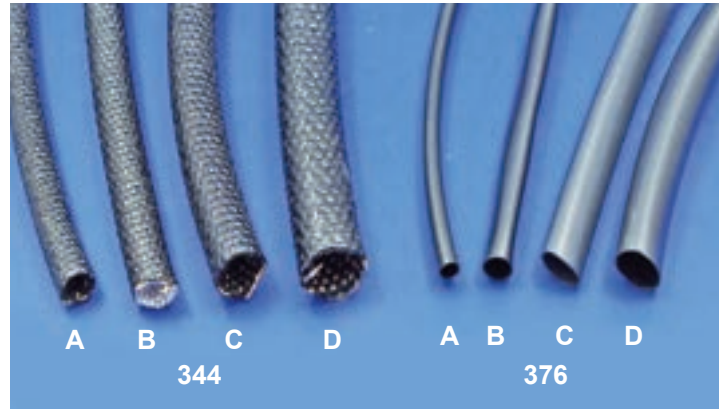
C- 763DN-END-M Two piece metal end connector for 12mm diameter conduit with male 16mm metric thread.

D- 763DN-END-PH Two piece metal end connector for 12mm diameter conduit with plain hole at end

E- 763EN-END-M Two piece metal end connector for 20mm diameter conduit with male 25mm metric thread.

F- 763EN-END-PH Two piece metal end connector for 20mm diameter conduit with plain hole at end.

HARNESS SLEEVING/TAPE



344 Bituminised fabric semi rigid wiring harness sleeve, black. Offered in the sizes below. Sold by the metre

- A** 6mm diameter/ bore
- B** 8mm diameter/ bore
- C** 10mm diameter/ bore
- D** 12mm diameter/ bore

376 Black PVC cable sleeving, 0.5mm wall thickness, offered in 5 meter lengths or 25 meter rolls. Offered in the sizes below

- A** bore 5mm
- B** bore 7mm
- C** bore 9mm
- D** bore 11 mm

STEERING WHEEL REPAIR KIT



CA1323 We offer a kit for the repair of old cracked and crazed steering wheels, capable of returning the item to near 'as new' condition. The kit comprises epoxy filler, abrasive pads and lacquer. Full instructions are included in the pack. Please be aware though, that 24 hours must be left between the processes of cleaning, filling and painting. Once applied with care, can give an 'as new' appearance to a tired old wheel. Available in black, and suede green colours only.

BULBS *for* classics



FULL AUTO RANGE
See & be seen!

700+ BULB TYPES IN STOCK
www.classicbulbs.co.uk



The specialist supplier of incandescent, halogen and LED bulbs for classic and vintage automobiles, motorcycles and commercial vehicles.

Our product range covers all bulb applications for cars, commercial vehicles, motorcycles and scooters from the 1920s to the 1990s - including 500 incandescent and halogen bulbs, a collection of traditional incandescent bulbs for vintage applications, 200 LED upgrade bulbs specifically designed for older vehicles, with negative and positive earth, 6v, 12v & 24V options.

We stock many leading brands and also re-manufacture difficult-to-find bulbs to a high specification.

As well as bulbs, we stock cables and wiring accessories - including cotton braided, harness sleeving and wrap, terminal and connector blocks, waterproof SuperSeal connectors, wiring terminals and tools, light units, bulb holders and flasher units.



A sample of the wide range of traditional, modern and LED bulbs available



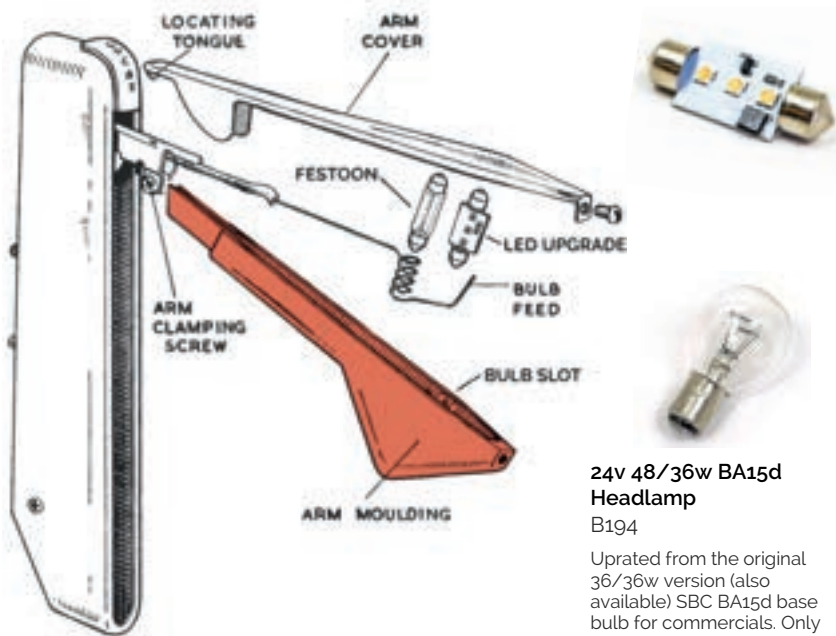
12v 60/55w HALOGEN bulb with a traditional BA15d base cap B1248H



High Performance LED Classic White with a British Pre-Focus base P36DLED-P43



Premium LED lens lamp upgrade with the standard P43T base. P43TLED-H43L




24v 48/36w BA15d Headlamp
B194

Upated from the original 36/36w version (also available) SBC BA15d base bulb for commercials. Only from Classic Bulbs

LED Trafficator Upgrade Self-flashing
B256BLED

Double-sided, very bright amber upgrade for semaphore type indicators. 36mm long 12v or 6v. Huge improvement.



British Pre-focus 60w Spot & Fog Bulb
B177

Axial filament 12v. Ideal for Lucas type SLR576 and CLR700 classic fog and spotlamps

ST38 Pork Pie LED Conversion Kit
ST38LP-RAW

Light boards and lenses to add indicator function to Lucas type "Pork Pie" rear lamps



NEW Marchal type 75w Single Filament
B1292B

A high performance bulb for Spot lamps and vintage headlamps. BA21s base. Exclusive Classic Bulbs product



Performance H4 P43t Bright White LED
P43TLED-PP63

Highest performance available without a cooling fan. Good high/low beam pattern cut-off. Very low current draw.



Combined Stop, Tail numberplate lamp
CSTLEDWWR

Red stop & tail with white numberplate light. Ideal when space is limited. 6v & 12v versions BA15d base






Single Brightness LED Spot/Headlamp
BA15DLED-43SB

Upgrade BA15d bulbs from the '20s to the '50s. Brighter with lower power requirements. 6v and 12v , positive or negative earth.



British Pre-focus 45/40w 12v Halogen
B414BH

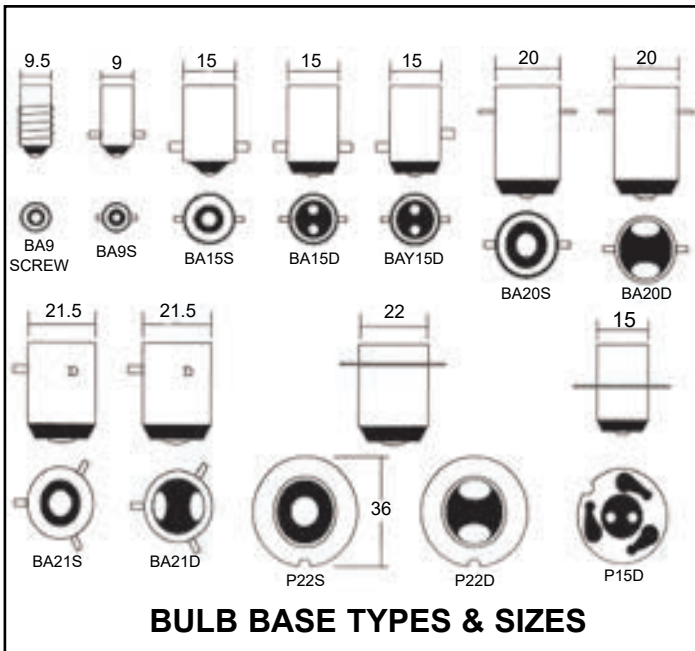
Halogen upgrade for BPF base headlamp 12v application. P36d base. 60/55w also available.



Helpful guides and information for classic vehicle lighting, with the widest range



BULBS



BULB BASE TYPES & SIZES

We stock bayonet (push and twist) bulbs to fit most of our lamps, some with equal and some with offset pins. Please order by prefixing original bulb numbers by B. e.g. B205. All bulbs are priced individually, however many bulbs are available in boxes of 10 at discounted prices - please ask for details.

Manual Number		Power (watts)	Application
6 volt bulbs equivalent to Lucas number:			
B75	single contact BA15s	36w	headlamp/spot
B170	double contact BA15d	36/36w	headlamp
B205	single contact BA15s	5w	side or dash
B206	double contact BA15d	5w	side or rear
B244	single contact BA15s	10w	side / rear
B253	festoon 11mm x 39mm	5w	side/interior
B255	festoon 7.5mm x 35.5mm	3w	trafficator
B287	single contact MCC BA9	2w	panel
B293	single contact MCC BA9	4w	sidelamp
B307	single contact BA15s	15w	side / stop
B317	single contact BA15s	21w	indicator / stop
B319	double contact BA15d	21w	stop or flash
B383	double contact BA15d	5/18w	side/stop/flash
B384	double contact BAY15d	5/21w	side/stop/flash
B618	festoon 15mm x 44mm	18w	indicator
B624	double contact BA15d	24/24w	headlamp
B990	miniature MES screw	2.2w	panel
B1240	festoon 15mm x 44mm	21w	indicator
B3214	double contact BA15d with small globe	5/21w	side / stop / flash
B3617	double contact BA15d	32w	head / spot

12 volt bulbs equivalent to Lucas number:

B2	single contact BA15s	36w	headlamp/spot
B5	double contact BA15d	36w	headlamp/spot
B23	single contact BA15s	48w	headlamp/spot
B26	double contact BA15d	60w	headlamp/spot
B27	double contact BA15d	48w	headlamp/spot
B90	single contact BA15s	60w	headlamp/spot
B171	double contact BA15d	36/36w	headlamp
B207	single contact BA15s	5w	side or dash
B209	double contact BA15d	5w	side or dash
B233	single contact MCC BA9	4w	sidelamp
B239	festoon 11mm x 39mm	5w	side/interior
B245	single contact BA15s	10w	side/rear
B256	festoon 7.5mm x 35.5mm	3w	trafficator

B257	festoon 7.5mm x 35.5mm	10w	trafficator
B270	festoon 15mm x 44mm	18w	indicator
B273	festoon 15mm x 44mm	21w	indicator
B288	single contact MCC BA9	2w	panel
B380	double contact BAY15d	5/21w	side/stop/flash
B381	double contact BA15d	5/21w	side/stop/flash
B382	single contact BA15s	21w	stop or flash
B335	double contact BA15d	21w	stop or flash
B337	single contact BA15s small globe	23w	side/stop
B501	capless T10	5w	sidelamp
B921	capless T15	21w	stop/flash
B987	miniature MES screw	2.2w	panel
B989	single contact BA9	5w	panel
B1248	double contact BA15d	48/36w	headlamp
B1248H	halogen version of above	60/55W	headlamp
B3212	double contact BA15d small globe	5/21w	side/stop/flash

24 volt bulbs equivalent to Lucas number:

B194	double contact BA15d	36/36w	headlamp
------	----------------------	--------	----------

Bosch type bulbs, bulb base type BA20 (s or d) - two flat lugs

B96T	12 volt single contact	45w	headlamp/spot
B392	6 volt double contact	24w/24w	headlamp
B393	6 volt double contact	35w/35w	headlamp
B395	12 volt double contact	35w/35w	headlamp
B396	12 volt double contact	45w/40w	headlamp
B398	24 volt single contact	50w	headlamp/spot
B421	12 volt single contact	35w	headlamp/spot

Marchal type bulbs bulb base type BA21 (s or d) - 3 round pins

B1292	12 volt single contact	75w	headlamp/spot
B5912	6 volt double contact	45w/40w	headlamp
B5812	12 volt single contact	45w	headlamp/spot
B5812Y	12 volt single contact	45w Yellow	headlamp/spot
B5912BY	6 volt double contact	45/40w Yellow	headlamp
B5915	12 volt double contact	45w/40w	headlamp
B5915BY	12 volt double contact	45/40w Yellow	headlamp

British Pre-focus type bulbs (BPF) bulb base type P36 (s or d) with flange

B172	6 volt single contact	36w	spot
B177	12 volt double contact	60w	headlamp/spot
B185H	12 volt single contact	48w Halogen	spot
B312	6 volt double contact	30w/24w	headlamp
B323	12 volt single contact	48w	spot
B330	24 volt double contact	44w	headlamp/spot
B332	24 volt double contact	44/38w LHD	headlamp
B370	12 volt double contact	45/40w	headlamp
B414	12 volt double contact	50w/40w	headlamp
B414BH	12 volt double contact	45/40w Halogen	headlamp
B437	24 volt double contact	54/44w	headlamp
B463H	12 volt double contact	60/55w Halogen	headlamp
B606	24 volt single contact	44w	headlamp/spot

American Pre-focus type bulbs (APF) bulb base type P30 (s or d) with flange

BA5600	12 volt double contact	50/45w	headlamp
B5655	6 volt double contact	25/25w	headlamp
B5659	6 volt double contact	35w/35w	headlamp
BA5676	12 volt double contact	35/30w	headlamp
BA5677	12 volt double contact	35/35w	headlamp
BA5678	12 volt single contact	42w	headlamp/spot
B5679	12 volt double contact	45w/45w	headlamp
BA5679	6 volt single contact	36w	headlamp/spot

We do have many other SCC/SBC/BA15, Bosch, Marchal, BPF and APF bulbs available - these are not listed so please enquire

www.vintagecarparts.co.uk

Tel. +44 (0) 1684 212882

LED BULBS



LED bulb approximate equivalents to incandescent bulbs listed on previous page.

6 volt bulbs - suggested equivalents:

BA15SLED-S30TR-6	single contact	BA15s	36w	headlamp/spot
BA15DLED-H30L	double contact	BA15d	36/36w	headlamp
B205LEDWW-A	single contact	BA15s	5w	side/dash
B310LEDNWW	double contact	BA15d	5w	side/rear
B244LEDW	single contact	BA15s	10w	side/rear
B253LEDW-C	festoon 11mm x 39mm	5w	side/interior	
B255LEDW-A	festoon 7.5mm x 35.5mm	3w	trafficator	
B287LEDW	single contact	MCC BA9	2w	panel
B293LEDW-A	single contact	MCC BA9	4w	sidelamp
B307LEDWW	single contact	BA15s	15w	side / stop
B317LEDW	single contact	BA15s	21w	indicator / stop
B319LEDWW	double contact	BA15d	21w	stop or flash
B383LEDW	double contact	BA15d	5/18w	side/stop/flash
B384LEDWW	double contact	BAY15d	5/21w	side/stop/flash
B818LEDW-A	festoon 15mm x 44mm	18w	indicator	
BA15DLED-P43-6	double contact	BA15d	24/24w	headlamp
B990BLEDWW	miniature	BA9 screw	2.2w	panel
B1240LEDW-A	festoon 15mm x 44mm	21w	indicator	
CSTLEDWWR-6	double contact	BA15d	5/21w	side/stop/flash
BA15DLED-43SB	double contact	BA15d	32w	head / spot

12 volt bulbs suggested equivalents:

BA15SLED-S30AX	single contact	BA15s	36w	headlamp/spot
BA15DLED-43SB	double contact	BA15d	36w	headlamp/spot
BA15SLED-S43AX	single contact	BA15s	48w	headlamp/spot
BA15DLED-H30L	double contact	BA15d	36/36w	headlamp
B309ALEDWW	single contact	BA15s	5w	side or dash
B209LEDWW	double contact	BA15d	5w	side or dash
B233LEDWW	single contact	MCC BA9	4w	sidelamp
B239LEDW-E	festoon 11mm x 39mm	5w	side/interior	
B245LEDWW	single contact	BA15s	10w	side/rear
B256LEDW-A	festoon 7.5mm x 35.5mm	3w	trafficator	
B257LEDW	festoon 7.5mm x 35.5mm	10w	trafficator	
B270LEDW-A	festoon 15mm x 44mm	18w	indicator	
B273LEDW-D	festoon 15mm x 44mm	21w	indicator	
B288LEDW	single contact	MCC BA9	2w	panel
B380LEDW	double contact	BAY15d	5/21w	side/stop/flash
B381LEDW	double contact	BA15d	5/21w	side/stop/flash
B382LEDW	single contact	BA15s	21w	stop or flash
B335LEDW	double contact	BA15d	21w	stop or flash
B501LEDW-A	capless	5w	sidelamp	
B921LEDW-A	capless	21w	stop/flash	
B987BLEDWW	miniature	BA9 screw	2.2w	panel
B989LEDWW-B	single contact	BA9	5w	panel

Bosch type bulbs, bulb base type BA20 (s or d) - two flat lugs
 BA20SLED-S30TR 12v single contact 45w headlamp/spot
 BA20DLED-P43-6 6v double contact 24w/24w headlamp
 BA20LED-H43L 6v double contact 35w/35w headlamp
 BA20DLED-P43 12v double contact 35w/35w headlamp
 BA20LED-H30L 12v double contact 45w/40w headlamp
 BA20LED-H30L 24v single contact 50w headlamp/spot
 BA20SLED-S30TR 12v single contact 35w headlamp/spot


Marchal type bulbs bulb base type BA21 (s or d) - 3 round pins
 BA21SLED-H43TR 12 volt single contact 75w headlamp/spot
 BA21DLED-H30L 6 volt double contact 45w/40w headlamp
 BA21SLED-H30TR 12 volt single contact 45w headlamp/spot
 BA21SLED-H25YTR 12v single contact 45w Yellow headlamp
 BA21DLED-H25YL 6v double contact 45/40w Yellow headlamp
 BA21DLED-P43 12v double contact 45w/40w headlamp
 BA21DLED-P30 12v double contact 45/40w Yellow headlamp

British Pre-focus type bulbs (BPF) bulb base type P36 (s or d) with flange

P36SLED-S30AX	6 volt single contact	36w	spot
P36DLED-S43	12 volt double contact	60w	headlamp/spot
P36SLED-S43TR	12 volt single contact	48w	spot
P36DLED-H30L	6 volt double contact	30w/24w	headlamp
P36SLED-S30TR	12 volt single contact	48w	spot
B330	24 volt double contact	No LED equivalent	44w spot
B332	24 volt double contact	No LED	44/38w LHD headlamp
P36DLED-P43	12 volt double contact	45/40w	headlamp
P36DLED-P43	12 volt double contact	50w/40w	headlamp
P36DLED-P43	12 volt double contact	45/40w	headlamp
P36DLED-P43	24 volt double contact	54/44w	headlamp
P36DLED-S43	12 volt double contact	60/55w	headlamp
P36SLED-S43TR	24 volt single contact	44w	headlamp/spot

American Pre-focus type bulbs (APF) bulb base type P30 (s or d) with flange

APFLED-H43L	12 volt double contact	50/45w	headlamp
APFLED-H30L	6 volt double contact	25/25w	headlamp
APFLED-H30L	6 volt double contact	35w/35w	headlamp
APFLED-H30L	12 volt double contact	35/30w	headlamp
APFLED-H30L	12 volt double contact	35/35w	headlamp
APFLED-S43TR	12 volt single contact	42w	headlamp/spot
APFLED-H43L	12 volt double contact	45w/45w	headlamp
APFLED-S30TR	6 volt single contact	36w	headlamp/spot



Trafficator Semaphore Indicators Flashing LED.

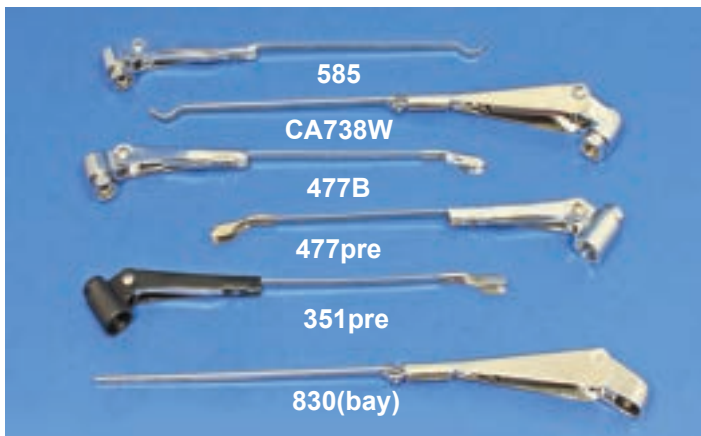
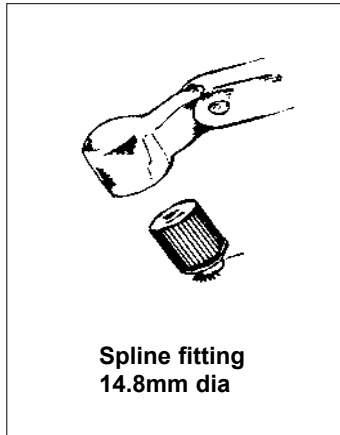
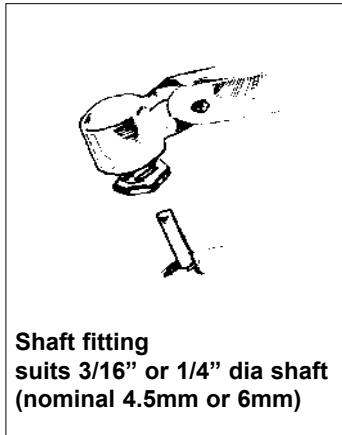
B255BLEDA Amber 6V LED Flashing Indicator lamp - 8x36mm Festoon.

B256BLEDA Amber 12V Flashing LED Indicator lamp - 8x36mm Festoon.

8 x 36mm slimline, dual sided, self-flashing AMBER festoon bulb featuring six very bright 5730 SMD LEDs. A significant improvement on standard 3W incandescent festoon bulbs to improve visibility when indicating with a trafficator. Fits a number of trafficator arms including those fitted to the SF35 and SF40 arms as well as the common SE100/SF80 unit - part number 215. These bulbs do not fit all trafficator arms though, so please check dimensions: bulb cap 8.6mm diameter, bulb length 36mm, centre board thickness 3mm, centre board width 14mm. No flasher relay or wiring modification is required - just fit in place of an ordinary festoon bulb and the bulb will flash automatically when the trafficator is activated due to it's 'on board' flasher unit!. Compatible with either negative or positive earth systems. Very low current draw - over 75% less than incandescent and halogen bulbs so great for low-powered electrical systems. Very bright AMBER colour.

WIPER ARMS

We stock a selection of arms defined by the following details:



585 Chrome plated adjustable wiper arm to suit 3/16" or 1/4" dia drive shaft. For wrist fitting type blade. Re-manufactured to correct 'Trico' pattern. Adjustable to the following lengths:

585A adjustable 140mm-190mm

585B adjustable 190mm-230mm

585C adjustable 230mm-265mm

585S Chrome plated adjustable wiper arm to fit standard 13.6mm spline drive, for wrist fitting type blade. Re-manufactured to correct 'Trico' pattern. Adjusts from 225mm to 265mm long. Supplied straight but stainless arm can be cranked if required.

CA738 Stainless steel adjustable wiper arm for 1/4" wiper motor shaft. This arm has a strong spring to pull blade on to glass. Offered with end for slot type blade, bayonet or wrist end. Adjusts from approx 130mm to a maximum of 270mm long.

CA738S For slot type wiper blades

CA738B For bayonet type wiper blades

CA738W For wrist type wiper blades

477 Chromium plated adjustable wiper arm to suit 3/16" or 1/4" diameter drive shaft (inner sleeve ferrule adjusts) for slot type blade. Re-manufactured to correct 'Trico' pattern. Adjustable to the following lengths

477A adjustable 140mm-190mm

477B adjustable 190mm-230mm

477C adjustable 230mm-265mm

477pre Plated finish adjustable wiper arm with tightening nut forward (to front). Re-manufactured to correct 'Trico' pre-war pattern. Supplied with shaft collets for 3/16" and 1/4" drive shaft fitting. Slot blade end fitting, adjustable to the following lengths:

477pre-A adjustable 140mm-190mm

477pre-B adjustable 190mm-230mm

477pre-C adjustable 230mm-265mm

351 Black painted finish adjustable wiper arm to suit 3/16" or 1/4" diameter drive shaft (inner sleeve ferrule adjusts) for slot type blade. Re-manufactured to correct 'Trico' pre-war pattern.

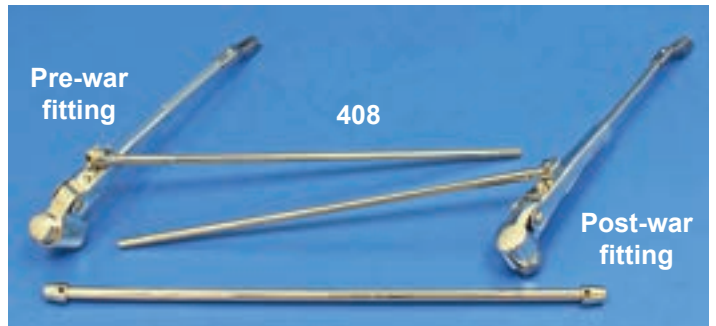
Adjustable to the following lengths:

351A adjustable 140mm-190mm

351B adjustable 190mm-230mm


351C adjustable 230mm-265mm

830 Stainless steel wiper arm for spline fitting (13.00mm to 14.8mm size). Adjustable in length from 170mm to 300mm long. Choice of blade end fitting: slot, wrist or bayonet 5.2mm or 7mm




408 Tandem wiper assembly, chrome plated finish. Arms adjustable 125mm to 190mm long. Link bar adjustable from 350mm to 650mm long. Arms will fit 3/16" or 1/4" drive shaft (inner sleeves adjusts). Chromium finish. Wiper blades (**370**) and rubber peg (**372**) to be ordered separately.

408pre Tandem wiper assembly, Chrome plated finish. Pre-war pattern with tightening nut forward (to front). Arms adjustable 125mm to 190mm in length, linked bar adjustable 350mm to 650mm. Requires slot type blade. Also offered in nickel plate.



408A Centre drive tandem wiper arm set. Wiper arms adjustable 125mm to 190mm long, link bar adjustable to approx 650mm centres. Arms will suit 3/16" or 1/4" diameter drive shafts. Blades, pegs and pivot to be ordered separately. Available in a chrome or nickel finish.




408T Triple wiper arm assembly. Wiper arms adjustable 125mm to 190mm long. Link bar adjustable between approx 280mm to 650mm centres. Arms will suit 3/16" or 1/4" diameter drive shafts, with removeable sleeves/ferrules. Slot end fitting for wiper blades (e.g. **370**), secured by a rubber peg (**372** or **372A**). Wiper arm idle pivot (**409**) to be ordered separately if required. Available in a Chrome, Nickel or Black finish.

Tel. +44 (0) 1684 212882

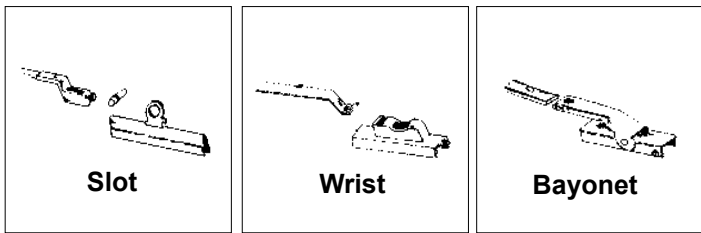


CA395 Adaptor to enable the fitting of a spline shaft wiper arm on to a shaft. Secures with pinch bolt.
409 Slave arm pivot, shaft size 3/16" diameter, bolts through 8mm hole in screen, for use with tandem wiper set. Offered in chrome or nickel plated finish.
CA738H Chrome and stainless steel finished hand operated windscreen wiper arm and blade. Requires 1/4" (6mm) hole for mounting (handle detaches). 240mm long flat blade.



Curved screen blades
213 Bayonet type fitting blade (available for 5.2mm or 7mm wide wiper arms). For curved windscreens. Stainless steel back with sprung rubber wiper. Normally offered in 5.2mm arm width - 8", 9", 10", 11" & 12". 7mm arm width - 10", 11", 12", 14", & 15".
697 Wrist type fitting blade - sometimes referred to as the 'rain-bow' type - for curved windscreens. Stainless steel back with sprung rubber wiper. Available 8", 9", 10", 11", 12" (200mm, 225mm, 250mm, 275mm, 305mm) long.

WIPER BLADES



Please note that all flat blades can be cut shorter

Slot blade flat screen (hook on) wiper blade, use 372 peg to secure.

- 370** 8" (200mm) long flat wiper blade
- 371** 9" (225mm) long flat wiper blade
- 371A** 10" (250mm) long flat wiper blade



372 Rubber peg to secure slot type blade to arm
372A Rubber peg with triangular flap to secure slot type blade to arm

- 478** Wrist type wiper blade for flat screen as 'Trico' P1000 type. Stainless steel backed blade for wrist arm. 255mm long
- 212** Flat, stainless steel backed blade for 5.2mm bayonet wiper arm. 250mm long.
- CA396** Stainless backed flat wiper blade, length 250mm (10"). Slide-on type for 5.5mm max wide flat arm. Secured with screw through top. Chrome plated casting.
- CA396A** 275mm (11") long version of above blade.
- CA739** Flat wiper blade - hook in type (NOT rubber peg type). blade held in place by the hook. Stainless steel back. Available in 7", 8", 9" and 10" long.

WASHER ACCESSORIES



CA1373 Plastic 1.2 ltr washer bottle with built in 12 volt pump and mounting bracket. 170mm tall (185mm including cap) x 140mm wide x 70mm deep. Mounting bracket 60mm wide tapering to 45mm wide, 69mm tall,
CA1373L Larger capacity 1.6 ltr plastic washer bottle kit with built in 12 volt pump and mounting bracket. 180mm tall (190mm including cap) x 120mm wide x 100mm deep, mounting bracket 65mm wide and 75mm tall with mounting hole and slot for flexibility. Supplied with two twin jets, bracket, push button, hose, electrical connector etc.



909A Windscreen washer pump, manual push black plastic button. Dimensions 80mm overall length, 42mm diameter at widest point (rear flange). Main body 34mm, 15mm dia mounting boss thread -will fit through a panel with a max thickness of 3mm).

WASHER-TUBE Clear plastic windscreen washer system tube - 6.25mm OD and 3.75mm ID. Sold by the metre.

405 Black vacuum wiper tubing, 1/8" (3.25mm) I/D x 5/16" (8mm) outer diameter with fine ribs.

WASHER-VALVE Non return valve for washer bottle suction lines. Plastic non return valve with push on connection for 4mm inner diameter washer tubing.

WP7 Washer Jet - Black Twin. Black high quality plastic construction with brass adjustable nozzles and brass nut. 10mm high x 10mm wide.

214D Double jet, nickel plated. Approx 13mm diam. Requires 7.7mm hole through metal panel. Pipe connection 4.5mm.

214S Single jet, small (8mm diam), chrome plated. Requires 4.65mm hole through metal panel. Pipe connection 3.5mm.

WIPER MOTORS



Please note that several wiper motors have metric shafts. Fitting imperial shaft wiper arms may involve turning the shaft down slightly or shimming

385 CAV wiper motor - 6V and 24V units only, with inbuilt on/off switch on end though 24 volt may be without switch. 24V units can be used with 12V systems with a small voltage converter (supplied if you advise 12V service) New old stock. Black finish. Approx 125mm overall length. Mounting bolts 59mm centres.

386 Practical modern wiper motor for continual use, 6 volt or 12 volt. Dull black plastic cover, switch with 'auto-park'. Central drive offtake (6mm). Requires 8.7mm shaft hole through screen. One stabilising mounting point with centre approx 43mm from the mounting shaft. Body approx 89mm deep overall, including switch. Oscillating 110 degree sweep. Length of thread approx 60mm. See also **CWX** versions of this popular motor.



479 Powerful, robust, silent 12 volt wiper motor with 110 degree sweep, which will drive any wiper set. Mounting hole 10mm, shaft size 6mm, matt black plastic cover with switch built in. Shaft length easily shortened. Body approximately 80mm wide x 52mm high x 76mm deep. **CWX** mounting versions of this powerful motor are now available.


CA292 Practical modern wiper motor for continual use -12 volt. Polished stainless steel cover, will 'auto-park' to one side. Central drive offtake (6mm). Requires 9.0mm shaft hole through screen. One stabilising mounting, body approx 56mm x 80mm wide x 77mm deep. Oscillating 90 degree sweep. Outer shaft approx 61mm long. Inner shaft approx 78mm long and can be cut shorter if required. This unit requires a separate switch.

CA293 Wiper motor as above - for 6 volt service.



656 Wiper motor, equivalent to Lucas type CW1. **6 volt only stocked**, as fitted to many early cars. Mounted on to windscreen frame. Re-manufactured item, incorporating on/off switch and 'wiper park' facility. Black crackle finish. Body size approx 90mm wide x 56mm high x 68mm deep. Knobs add 20mm to depth. Drive shaft approx 5mm, mounting studs at 38mm centres. Approx angle of sweep 125 degree.

386.12-CWX As 386 wiper motor but with front plate modified with two mounting studs at 38mm centres either side of the drive. Similar to the lucas CWX motor and a good value alternative to the 656 wiper motor.



459 Vacuum wiper motor - Small, windscreen mounted. Trico vacuum wiper motor, small size - 100mm wide, 57mm high, 50mm deep, 1/4" shaft, 27mm long beyond plastic spacer including threaded (8mm diameter) section 9mm long. 2mm hole in end of shaft. Chrome handled slide switch. 4.75mm brass connection for tube. Brand new old stock.



733108 12 volt armature. Re-manufactured replacement armature for Lucas wiper motor CW1, CWH and CWX type units, as used on many vintage and immediate post-war vehicles.

Dimensions - overall height 50mm, splined drive shaft 5mm diameter x 15mm long, field windings 40mm diameter, armature commutator 15mm diameter x 8mm deep.

733109 6 volt version of above armature.



CWX-BKT Wiper motor stop plate as fitted to CW1, CWX and CWH screen mounted wiper motors, restricts wiper arm sweep. Made from 2.4mm thick powered coated steel, face plate 63mm wide x 18mm tall with two 6mm wide x 38mm long stop bars. Three holes in the face plate, two securing outer holes and one centre hole for wiper motor drive shaft.

CWX-BRU Wiper motor brush. Carbon brush with copper wire connection for Lucas type CWX wiper motors. 11mm x 5mm x 4.25mm.

CWX-CORK Cork spacer/gasket for Lucas CWX type motors. 48mm long x 19mm wide with radiused corners, 3mm thick. Two mounting holes 4mm diameter, 39mm between centres. Central hole 6.5mm diameter.

CWX-MT2 Plastic spacer for Lucas CWX type motors complete with metal spindle tube. 48mm long x 19mm wide with radiused corners, 13mm thick. Mounting holes 4.75mm diameter with counterbore recess 6.25mm diameter, 39mm between centres. Pressed in metal spindle tube 13mm long with clearance hole for spindle. All 3 hole centres offset across width at 10.5mm.

CWX-MT1 Plastic spacer for Lucas CWX type motors. 48mm long x 19mm wide with radiused corners, 6.5mm thick. Two mounting holes 4.75mm diameter, 39mm between centres. Central hole 10.5mm diameter. All 3 hole centres offset across width at 10.5mm.

FUEL FILTERS



985 Toughened glass body in line fuel filter, body approx 28mm diameter x 77mm long overall (pipe tails in addition). The ends can be unscrewed and taken apart for washing out or changing the filter element as necessary. 40 micron nylon mesh filter screen. Use on low pressure systems - max 10psi.

985A as above with 6mm connectors.

985B as above with 8mm connectors.

985C as above with 10mm connectors.

985F replacement filters for above.

As above MICRO body fuel filter approx 28mm diameter x 40mm long overall (pipe tails in addition).

985D as above with 6mm connectors.

985E as above with 8mm connectors.

985G as above with 1/8" NPT female connectors.

985H replacement filters for above.




CA1026 Glass bowl in line fuel filter with the useful provision of being able to accommodate an additional bracket on the threaded section if required, to help support the weight. Available for either 1/4" or 5/16" OD pipe. Should you break the bowl, replacements can be supplied along with spare elements, gauzes and seals. Approx 115mm deep x 147mm long include pipe fittings.



CA1026A Glass bowl in line fuel filter, with mounting bracket (hole centres approx 40mm centres). The detachable glass bowl is held by a U bracket. No fittings supplied. This filter is offered with right or left inlet port. The port thread is 1/2" UNF. Overall - dimensions height 120mm, width 75mm, depth 58mm.

DYNAMO & STARTER BRUSH SETS



We hold a large stock of carbon brush sets suitable for many vehicles of 30's, 40's, 50's and 60's.

We catalogue stock by original 'Remax' Reference Numbers - i.e. CB26, CB44 etc. The stock range comprises over 30 'sets' covering the more popular lines.

To help advise the correct set we require vehicle and application details (ideally with pattern or sketch) rather than other Lucas, Delco, CAV etc. numbers.

Stock sets

CB - 26, 28, 29, 30, 44, 45, 46, 49, 94, 96, 97, 100, 102, 103, 105, 114, 123, 126, 135, 161, 162, 168, 169, 171, 220, 296, 362, 363, 364, 365, 366, 370, 371, 373, 374, 405, 500


Full range shown on our web site with detailed drawing showing actual dimensions and number of brushes in a set.

Tel. +44 (0) 1684 212882



CA1026A-BSP

CA1026A-BSP Glass bowl in line fuel filter, with mounting bracket (hole centres approx 40mm centres). The detachable glass bowl is held by a U bracket. Ports tapped out to 1/4" BSP, supplied with double ended unions, nuts and nipples to suit either 1/4" or 5/16" pipe. This filter is offered with right or left inlet port (as viewed with the mounting bracket away at back). Overall - dimensions height 120mm, width 75mm, depth 58mm.



PFP12H

PFP6

PFP6 6V Fuel Pump. High quality 6V solenoid fuel pump that can be fitted in-line to positive or negative earth systems. Requires a pre-filter and use of a pressure regulator is advised if used with early type carburettors. Inlet and outlet are tapped for 1/8NPTF fitting. Supplied with 1/8 NPTF 5/16 hose unions, mounting bracket, fuel hose and clips. E10-E85 fuel compatible. 5 to 8psi shut off. Fuel delivery up to 100 litres per hour. Low pressure (2.5 to 4 psi) version **PFP6LP** also available.

PFP12H 12V Fuel Pump. High quality 12V solenoid fuel pump that can be fitted in-line to positive or negative earth systems. Requires a pre-filter and use of a pressure regulator is advised if used with early type carburettors. Inlet and outlet are tapped for 1/8NPTF fitting and comes supplied with 1/8 NPTF 5/16 hose unions, mounting bracket, fuel hose and clips. E10-E85 fuel compatible. 2.5 to 4.5psi shut off. Fuel delivery up to 100 litres per hour.

PFP1 Posi-Flow (Facet) Pump - Low Pressure Fuel Pump. A very neat electronically-controlled pump housed in a nylon casing and suitable for positive or negative-earthed 12 volt vehicles (and can be switched between the two). 1/8" NPTF female ports. Requires a pre-filter. E10-E85 fuel compatible. Fuel delivery up to 20 gallons per hour at a pressure of 1.5 to 4psi, suitable for engines up to 150bhp.

PFP2 Posi-Flow (Facet) Pump - Medium Pressure Fuel Pump. A very neat electronically-controlled pump housed in a nylon casing and suitable for positive or negative-earthed 12 volt vehicles (and can be switched between the two). 1/8" NPTF female ports. Requires a pre-filter. E10-E85 fuel compatible. Fuel delivery up to 27 gallons per hour at a pressure of 4 to 7psi, suitable for engines up to 180bhp.

PFP3 Posi-Flow (Facet) Pump - High Pressure Fuel Pump. A very neat electronically-controlled pump housed in a nylon casing and suitable for positive or negative-earthed 12 volt vehicles (and can be switched between the two). 1/8" NPTF female ports. Requires a pre-filter. E10-E85 fuel compatible. Fuel delivery up to 27 gallons per hour at a pressure of 7 to 10psi, suitable for engines up to 200bhp.

PFPKIT Posi-Flow (Facet) Pump 12v negative earth only. An outstanding, lightweight universal electronic fuel pump with state-of-the-art design that can be used in all carburettor-equipped vehicles and also as a diesel lift pump. Compatible with most fuels. 12v negative earth, draw 2 amps, Flow rate 32 (US) gallons per hour (approximately 26 UK gallons per hour) at 4 to 7 psi. Two bolt, two wire installation. Small size 85mm x 78mm x 60mm. Inlet and outlet are threaded 1/8" NPTF. Supplied with all the parts necessary to make a complete installation, including inlet filter. Outlet connection is for 5/16 inner diameter flexible hose. It is rated for 6000 hours of performance. The Facet Posi-Flo fuel pump's self-priming capabilities provide up to 12 inches of fuel lift and no extended cranking is necessary to restart the engine if conditions require.

FUEL PUMPS



1337-CC

1337-SC

1337-REG

1337-CC Fuel pump kit for competition use (with red top), delivering fuel at rate of up to 35 gallons per hour at a pressure of 6.0 to 7.25 psi. For negative earth systems only. Fits anywhere in fuel line and will prime a dry fuel system to a height of 600mm. Size 135mm x 50mm. Thread 1/4" NPTF. Kit comprises pump, 2 unions and 2 mounting rubbers.

1337-CF As above but for fast road use (silver top). Fuel delivery up to 27 gals per hour at a pressure of 5 - 6psi, thread 1/8" NPTF.

1337-CR As above but for normal road use (silver top). Fuel delivery up to 18 gals per hour at a pressure of 4 - 4.5psi, thread 1/8" NPTF.

1337-SC Solid state fuel pump kit for competition use. Delivers fuel at rate of up to 25 gallons per hour at a pressure of 6.0 to 7.0 psi. Can be fitted to either positive or negative earth systems. Must be fitted within 300mm of fuel tank. Will prime a dry fuel system to a height of 300mm. Size 60mm x 48mm. Thread 1/8" NPTF. Kit comprises pump, two unions, spare filter and 2 mounting rubbers.

1337-SF As above but for fast road use. Fuel delivery up to 18 gallons per hour at a pressure of 5 - 6psi.

1337-SR As above but for normal road use. Fuel delivery 12 gallons per hour at a pressure of 2.5 - 3psi.

1337-REG Some older vehicles may require a fuel pressure regulator (adjusts 1 to 5 psi) when using a Facet or Walbro fuel pump.

www.vintagecarparts.co.uk


Tel. +44 (0) 1684 212882

AC FUEL PUMP REPAIR KITS

The AC mechanical fuel pump is a simple but efficient pump used on most classic British vehicles. There were three main types (after the early pre-1934 types) and apart from differences in design they operate on basically the same lines. The "Y" type was fitted from around 1933 on low power cars. The "T" type was generally fitted from 1934 to 1947, and the "U" series from 1948 onwards.

The pumps should give 20,000 miles of good service with regular cleaning of the gauze filter. Indications of trouble or wear in the pump are difficulty in starting, shortage of fuel at high engine speeds, complete lack of petrol at the carburettor, and leakage round the diaphragm edges or from the drain hole in its base. Check for loose connections and damaged hoses in the fuel system first as this can give similar symptoms to pump problems.

Detailed instructions on identification, dismantling, servicing, connections and diagrams can be found on the Vintage Supplies website. Look for the green **HELP & INSTRUCTIONS** button on the repair kits page.



AC Fuel Pump repair kit equivalent to BD15 FPBD15

Kit for UF (special) type fuel pumps. Applications include Austin, BMC, Morris commercial, Commer, Massey Ferguson, Perkins and Landrover Series II Petrol and Diesel 1960 to '64. Kit contains diaphragm assembly, two valve assemblies, four engine pad gaskets, two bowl gaskets, valve plate, plug and drain plug gaskets.



AC Fuel Pump repair kit equivalent to BD1 FPBD1

Kit for all T, TF and TG type pumps fitted to Austin, Bedford, Commer, Ford, Hillman, Rover and Vauxhall.



AC Fuel Pump repair kit equivalent to BD2 FPBD2

Kit for all U, UE, UF, UG, FE, FG, FH, UH type pumps fitted to Austin, Bedford, Commer, Ford, Hillman, Singer, Standard, Sunbeam, Triumph Vitesse, 2000 and Vauxhall (1949 to 68), Landrover Series 2 & 3.



AC Fuel Pump repair kit equivalent to BD3 FPBD3

Kit for all Y type pumps fitted to Austin, Bedford, Ford, Hillman, Standard and Vauxhall (1938 to 56).



AC Fuel Pump repair kit equivalent to BD4 FPBD4

Kit for YD and YJ type pumps fitted to Austin, Ford, Hillman Imp, Sunbeam Imp Sport and Stiletto, Thames Light Vans to '60, Standard 8 and 10 HP, Triumph Herald, Spitfire and TR's, Singer Chamois, Vauxhall Wyvern to '53 and Viva.



AC Fuel Pump repair kit equivalent to BD5 FPBD5

Kit for type A, B, G, L, N and P pumps. Early fuel pump (1930 to '35) repair kit for Austin, Bedford, Hillman, Humber, Rover, Jowett, Singer and Vauxhall.



AC Fuel Pump repair kit equivalent to BD6 FPBD6

Kit for UE and FG type pumps fitted to Dodge England petrol models 1952/63, Ford New Anglia, Classic, Capri 1961/64, Ford Cortina, Corsair, 5.7 cwt. Vans 1961/64, Morgan Series III 1960/63.



AC Fuel Pump repair kit equivalent to BD4 FPBD54

Kit for W, WE, WG and WH type pumps - **FUEL SIDE**. For Fuel side spring and seal parts - see part numbers FPRRET3 Spring retainer, FPRS10 Spring, FPRRET2 Seal retainer and FPRSEAL2 Seal. For Vacuum side components see FPBD8 and individual fuel pump repair components.



AC Fuel Pump repair kit equivalent to BD8 FPBD8

Kit for **VACUUM SIDE** of WE, WG and W type fuel pumps. Applications include Bedford TA series '53 to '56, Bedford S Type trucks '55 to '56 and Ford 10/12 and 15 cwt vans '58 to 61, some Consul, Zephyr and Zodiac. Full kit now available. For the Fuel side kit please see FPBD54.



AC Fuel Pump repair kit equivalent to BD14 FPBD14

Kit for VP type fuel pumps. Many commercial applications including Ford, Fordson, Perkins, Simms Motor Units. Kit contains diaphragm assembly, circular diaphragm, two valve assemblies, engine pad gaskets, thin steel washer, valve plug and drain plug gaskets.



NEW - E10 fuel rated membrane now available as 10cm blanks to make diaphragms for rare fuel pumps.

All diaphragms and many individual components are available separately



CA429 Fuel tank slide type sender gauge. As originally offered by Rotherhams of Coventry. Fits to top of fuel tank. A deeper float is fitted for modern fuels! Float travels on a spiral shaft directly connected to the needle, turning through 180 degrees. Marked empty 1/4 1/2 3/4 Full. Silver dial with black figures. All brass construction. Made to order. Please indicate length required from the face of the tank flange to the tank bottom (minimum length about 20cm - maximum length 80cm). Two flange variations: Hexagonal flange - measures 60mm across flats, threaded 2" x 16tpi under hexagon **OR** circular flange - measures 63mm diameter, with drilled screw fixing holes.

PLEASE allow for a long delivery! These excellent gauges are made to order and delivery can extend to 12 weeks.

KI-GASS HAND PRIMER PUMP



CA1307 Re-manufactured 'Ki-Gass' hand primer fuel pump. Supplied as shown. 44mm diameter mounting flange. Wording 'KI-GASS SCREW DOWN AFTER USE', with two stars and one arrow engraved on nickel silver disc. Supplied with union nuts and solder nipples for 1/8" copper pipe. Knurled operating knob 31.5mm diameter. Distance from mounting flange face to top of operating knob 45mm when screwed closed, 108mm when fully open. Main body behind mounting flange 128mm long - including nuts and nipples, 26.5mm wide at widest point, 12.7mm at narrowest. Available in Brass or Nickel plated finish. Please note the engraved disc will be supplied with the pump as a separate part, so that the body can be painted or powder coated if required, with the disc then fitted with a suitable adhesive.



CA1307-B-RK



CA1307-RK

CA1307-B-RK Repair kit for CA1307B (Vintage Supplies re-manufactured pump as well as earlier Ki-Gass pumps of the same design)

CA1307-B-RK cont - The kit includes the necessary length of gland seal, 2 balls, 2 shorter springs and 2 longer springs - included to deal with inlet and outlet spring housing design variations (only two are required). The Vintage Supplies re-manufactured pump features the longer spring in both the inlet and the outlet.

CA1307-RK Repair kit for the original (ex WD stock - see website for clarification) CA1307 Ki-Gass pumps. The kit includes the necessary length of gland seal, 2 balls, 2 shorter springs and 2 longer springs - included to deal with inlet and outlet spring housing design variations (only two are required). Most commonly a short spring is required on the inlet of the pump and a long spring on the outlet.

CHOKE/CONTROL CABLE

CA1380 Locking choke cable with flexible wire inner. 1500mm long, requires 9mm panel hole. Knob of modern appearance, centre can be removed or knob replaced




CA1380

CA1381

CA1381 Bowden wire control cable. With plain vintage knob, non locking, otherwise as above.

ANDRE HARTFORD SHOCK ABSORBERS



S TYPE

M TYPE

These proven shock absorbers are configured to customer requirements - with either equal or unequal length arms. Please measure from the centre of the shock absorber to the centre of the mounting bolt - to the nearest 1/2" . :

Types available

502S (for smaller vehicles up to 1000kg) approx. 3 1/2" (90mm) diameter, one into two blades with two brass discs and four wood friction discs, silentbloc bushes in end of arms.

502M (for medium vehicles up to 1500kg) approx. 3 1/2" (90mm) diameter, two into three blades with four brass discs and eight wood friction discs, silentbloc bushes in end of arms.

506S (for medium vehicles of approx 1500kg) approx 4.1/2" (115mm) diameter, one into two blades with two brass discs and four wood friction discs, silentbloc bushes in end of arms.

506M (for larger vehicles up to 2000kg) approx 4 1/2" (115mm) diameter, two into three blades with four brass discs and eight wood friction discs, silentbloc bushes in end of arms.

Other Variations - Please see website for full details



101M-REP



302M-A



302M-B

Other Variations - Please see website for full details




Manufacturer surcharges apply to some special shock absorbers. Please call if you require:

A. Arm lengths measured in full inches, (1"= 25.4mm) but different lengths, i.e. 8" x 6" etc

B. Arm lengths measured in half inches, (1"= 25.4mm), i.e. 8 1/2" x 7 1/2" etc .

THESE SHOCK ABSORBERS ARE USUALLY MADE TO ORDER AND IT IS ADVISABLE TO ALLOW APPROXIMATELY 8 WEEKS FOR DELIVERY



Chassis mounting bolts for fixing Andre Hartford shock absorbers. Made of high tensile steel. 1/2" BSF threads both ends

645 Short 3 3/8" (85mm) mounting bolt, 9/16" shaft for bush, hexagon 1/8" (3mm) long.

967 Medium 3 7/8" (98mm) mounting bolt, 9/16" shaft for bush, hexagon 15/16" (24mm) long.

646 Long 4.3/8" (110mm) mounting bolt, 9/16" shaft for bush, hexagon 11/16" (17mm) long

647 Castle nut, special chamfered base, deep slots. For mounting shock absorber on to mounting bolt. 1/2" BSF thread.

ANDRE HARTFORD SHOCK ABSORBERS SPARES



We stock a wide selection of parts to cover most of the variations manufactured. Early units had folded outside edges and wood discs, with and without brass discs. Later and current manufacture have "floating" large centre hole brass discs with two wood discs between blade.

1164 Silentbloc bush (steel outer and inner) 1 1/8" o.d. x 9/16" i.d. x 1 9/16" long (nominal 28mm x 14mm x 40mm)

1164R Rubber block bush for insertion directly into end of shock absorber - requires a certain amount of dexterity.

1164S Inner steel tube sleeve for above bush, to fit over standard mounting studs.

1105 Silentbloc bush (steel outer and inner) 15/16" o.d. x 7/16" i.d. x 1 1/8" long (nominal 24mm x 11mm x 28mm)

2111 Silentbloc bush (steel outer and inner) 1 1/4"o.d. x 9/16" i.d. x 1 5/8" long (nominal 32mm x 14mm x 40mm)

12656 Centre bush, nylon - to replace wood/steel item. 1/2" (12.7mm) or 9/16" (14.3mm) clearance bore. External measurements approx 21mm dia x 15mm long.

12657 Lock tag/pointer under nut.

699 Early style pointer arrow.

12659 Lock tag for bolt head.

12654 Pressed locating centre washer.

855 Round tele-control pressure bag.

12701 Rectangular type expander bag for tele-control shock absorber.



12603 Small type 502 (82mm dia.) raised edge indicator dial.

12604 Large type 506 (108mm dia.) raised edge indicator dial.

CA1040 Transfer only for 502 model. Red, black white colour

CA1054 Transfer only for 506 model. Red, black, white colour



atc.r Type HFC - white print on black domed dial, 82mm diameter. Used on external round pressure bag type

atc.s Red, white, black printed indicator dial with raised edge, 105mm diameter. Andre Hydro Telecontrol shock absorber type H.T.33. Used on square bag type. Note three holes.

bdl 115mm diameter, printed black on tin plate. The B & D Stabilizer, Bentley & Draper Ltd, 4 Fenchurch Avenue, London.

bds As bdl above, but 90mm diameter

Tel. +44 (0) 1684 212882


12603.100F Type 100bis indicator dial 80mm diameter, F Repousseau & Cie. Paris. Black print on aluminium.

12603.101F Type 101 indicator dial 89mm diameter, F Repousseau & Cie. Paris. Black print on aluminium.

12603.101L Type 101 indicator dial 89mm diameter, T.B. Andre & Co Ltd London. Black print on aluminium.

12604.103F Type 103 indicator dial 103mm diameter, F Repousseau & Cie. Paris. Black print on aluminium

12604.103L Type 103 indicator dial 101mm diameter, T.B. Andre & Co Ltd London. Black print on aluminium




ATCG-F

ATCG-R

ATCG-F Andre telecontrol FRONT pressure gauge for mounting in dash panel. White digits on black background. Chrome rim. Gauge body diameter 1.575", bezel diameter 1.73".

ATCG-R As above REAR gauge.




ATCB

ATCK

ATCB Andre Telecontrol - Dash control bladder. Replacement dash control regulator bladder bag, with outer brass sleeve housing. This fits inside the dashboard housing.

ATCK Andre Telecontrol - Dash control knob. Replacement Andre telecontrol control regulator adjuster knob. As original pattern with brass fitting sleeve.

LATER/CURRENT PARTS



12652

12558

12662

12589

12652 Later type friction disc/wood, small 84mm x 42mm. Either approx 3.5mm (thin) or 5.00mm (thick) thickness.

12588 Later style friction large disc/wood, 106mm x 39mm. Either approx 3.5mm (thin) or 5.0mm (thick) thickness.

12662 Later style small brass disc, double return outer edge, large hole 40mm dia. Size 90mm outer diameter.

12589 Later style large brass disc, double return outer edge, large hole 40mm dia. Size 115mm outer diameter.



12668B

12668A

12658

12673

12668B Centre bolt and nut 1/2" dia. x 2 1/8" (nominal 12mm x 54mm). Used on type S units.

12668A Centre bolt and nut 1/2" dia. x 3" (nominal 12mm x 75mm). Used on type M units

12658 Pointed star/spring, small approx. 70mm dia. 1/2" centre hole. Used on 502 type units

12673 Pointed star/spring, large approx. 90mm dia 1/2" centre hole. Used on 506 type units

OLDER STYLE PARTS



858

12601

859

12602

938

860

862

857

4763

983

12612 Early type friction disc/wood - 80mm x 38mm x 5mm.

12611 Early type brass "rivet-on" disc - 82mm dia with single turned up edge.

858 Early style friction disc/wood 88mm x 38mm x 5mm.

859 Early type brass "rivet-on" disc 90mm dia with single turned up edge.

12601 Early type friction disc/wood 112mm x 38mm x 5mm.

12602 Early type brass "rivet-on" disc 115mm dia with single folded up edge.

983 Steel rivet to secure the centre washer and brass disc to the steel backing. Per packet of 3 pieces.

860 Centre bolt & nut 9/16" dia x 2" long. For S type units.

861 As above, 2 7/8" long. For M type units

862 Centre bolt & nut 9/16" dia x 2 7/8" OR 2 1/8" with collar and flat under head

854 Small rounded end pressure spring. Approx. 75mm dia. as fitted to type 302 units.


857 Large rounded end pressure spring, approx. 90mm dia. as fitted to type 306 units.

106 Early style small rounded end pressure spring, approx. 70mm dia. As fitted to type 298 shock unit.

4763 Mounting stud for Armstrong friction shock absorbers, rubber fits over peg. Suits Morris Cowley car and van, flange thickness, 3.5mm, 10mm, or 19mm.

938 Replacement shaped rubber bush at end of early. Armstrong friction shock absorbers, base (foot print) 36mm x 22mm, height 37mm, 26mm wide at widest point with 12mm hole through centre.

CONTROL BALL JOINTS



- 587** Steel adjustable ball joint, plated finish, non detachable, 3/16 x 3/16" BSF threads. Has a cross pin to retain the screw adjuster in the end.
- 588** As above with 1/4" BSF threads.
- 207** As above with 5/16" BSF threads.
- 835** As above with 3/8" BSF threads.
- 835A** As above with 3/8" UNF threads
- CA857A** As above with brass body 3/16" BSF threads.
- CA134A** As above with brass body 1/4" BSF threads
- 614** Detachable control ball joint, ball and cup assembly for throttle linkages - 3/16" UNF female and male threads. Overall dimensions 25mm long, 10mm diameter body.
- 613** 'Amal' type adjustable control ball joint end with ratchet spring clip/click action. Brass body, BSF threads
- 613-3/16** 3/16" BSF male thread. 3/16" female thread.
- 613-1/4** 1/4" BSF male thread. 3/16" female thread.


CLEVIS & YOKES



Clevis pins and yokes for brake and control ends. We offer the following sizes:


- 634** 3/16" BSF thread, 3/16" between fork and pin
- 634L** as above Left Hand BSF thread
- 635** 1/4" BSF thread, 1/4" between fork and pin
- 635L** as above Left Hand BSF thread
- 636** 5/16" BSF thread, 5/16" between fork and pin
- 636L** as above Left Hand BSF thread
- 637** 3/8" BSF thread, 3/8" between fork and pin
- 637L** as above Left hand BSF thread
- CA860** 3/16" UNF thread, 3/16" fork and pin
- CA673** 1/4" UNF thread, 1/4" fork and pin
- CA674** 5/16" UNF thread, 5/16" fork and pin
- CA674-6mm** 5/16" UNF thread, 1/4" pin
- CA979** 3/8" UNF thread, 3/8" fork and pin
- CA980** 7/16" UNF thread, 7/16" fork and pin
- 829 clevis pins only** - Spares for the above.
- 829D** 3/16" dia x 11.5mm long
- 829A** 1/4" dia x 15mm long
- 829B** 5/16" dia x 18mm long
- 829C** 3/8" dia x 19.5mm long

VERNIER COUPLINGS



Couplings made to original patterns in hard rubber.

- 449** Small size 14/15 teeth, approx 48mm outer diameter.
- 450** Medium size 19/20 teeth, approx 57mm outer diameter.
- 873** Large size, 23/24 teeth, approx 70mm outer diameter
- 902** Very large size 27/28 teeth, approx 79mm outer diameter



- 446** Gunmetal 'Simms' type couplings. Lost wax castings which are unmachined. Central drive hole where indicated on website, or flat requiring machining. Please note that these parts are all supplied needing trimming of excess casting sprue material.
- 14 teeth approx 48mm diameter
- 15 teeth approx 48mm diameter
- 19 teeth approx 57mm diameter
- 20 teeth approx 57mm diameter
- 23 teeth approx 68mm diameter
- 24 teeth approx 68mm diameter
- CA1132** Aluminium drive coupling - complete. Unmachined drive ends. Includes rubber coupling with 27/28 teeth. Suitable for vintage Lancia and similar. Dimensions approx 84mm diameter Overall length when fitted together 110mm.

DURABLE DOT FASTENERS nickel finish




Sold in packets of 10

- 547** Button (15mm overall) and socket for cloth fitting, to fit over 10mm stud, nickel plated finish.
- 548** Stud (10mm) with screw for body fitting, nickel plate finish.
- 549** Stud (10mm) and eyelet for cloth mounting, nickel finish.



PANEL CLIPS



Sold in packets of 10


758 Edge or hole fitting panel clip, fits into a 8mm hole with 12mm reach. Bottom slot will accept 3mm thick board, overall dimensions 18mm tall x 16mm wide.

702 Arrow head spring clip, approx 17mm across base, 11mm widest point on arrow, 17mm deep.

760 Double barbed spring clip for fitting under push on door trim. 10mm depth. To push over about 2mm panel.

761A Spring clip with 4mm gap 'U', for retaining headlining or weatherstrip,

761B As above but 2mm gap 'U'



824 Spring clip - double sided S shape edge clip

E275-AH-1 Window channel retainer clip, 'U' shaped clip which pushes into a 15.5mm (approx) channel and accepts a 14mm window channel as our **488**. With inner and outer gripping tangs which hold clip and channel in place. Dimensions 15.5 mm x 12.5mm x 10mm.

883 'Plate fixing' clips - arrow head clips fit into the front of the plate which is held with spikes in rear of panel.

883C Arrow head clip only, approx 17mm reach.

883P Trim panel fixing clip. Rear push through clip holder only, 25mm long 12mm wide, prongs 7mm deep.

TRIM & GLAZING TOOLS



151LTD Punch tool to make holes for lift the dot sockets

3240 Gazing tool for fitting filler strip to windscreen channel

450TB Punch tool for piercing 5 holes into cloth for Turnbutton socket

670DD Punch tool & bed set for closing down Durable Dot fasteners

LIFT THE DOT FASTENERS nickel plated



Sold in packets of 10

130 Socket with back plate (fixed to material)

131 Single two screw base stud

131D Double two screw base stud

132 Single wood screw stud

133-std Double wood screw stud, oversize 5mm dia machine cut thread

134 Single self tapping metal screw stud

135 Single clinch type stud (fixed to material)

136 Single machine thread stud

546 Double M4 machine thread stud

713 Steel 2BA hex nuts (not plated)

TURNBUCKLE FASTENERS



Sold in packets of 10

139 Single with back plate screw fixing, nickel plated

139B As above in self colour brass

140 Double with back plate screw fixing, nickel plated

140B As above in self colour brass

141 Single clinch type (fixed to material), nickel plated

141B As above in self colour brass

142 Socket with back plate for fabric, nickel plated

142B As above in self colour brass


TENAX SNAP FASTENERS nickel plated



Sold in packets of 10

- 145** Stud with wood screw without shoulder
- 145A** Stud with wood screw with shoulder
- 137** Stud with 2BA machine thread without shoulder
- 137A** Stud with 2BA machine thread with shoulder
- 137B** Stud with long 2BA machine thread without shoulder (as used on MG, Lotus, TR etc.) sold individually.
- TEN3/10** Screw top stud with nut for cloth fixing
- 146** Socket with nut. Fixes through material;
- 147** Key for above, for tightening nut **146**.
- 713** Steel 2BA hex nuts (not plated)


CARPET FASTENERS



Sold in packets of 10

- 143** Socket complete with black metal ring which is pushed through the carpet into the plate and the points are folded over - thus the fitting is almost invisible when fitted.
- 144** Stud - matching part for **143**, complete with screw

SOUND DEADENING



729 Jumbo Felt. Nominal 12mm thick for sound deadening and carpet underlay. One side black latex coated. 54" wide. Sold by the metre.


HEADLINING & MATERIALS



Sold per metre

- 244** Headlining cloth. Union, high quality cloth which has been our stock quality headlining material for many years, and the standard headcloth type on many vehicles. 60" (1500mm) wide. Choice of light fawn, dark fawn/camel or grey. Sold by the metre
- 672** Calico material - For lining. Calico lining material. Sold per linear metre cut off the roll, roll width 1370mm. Natural unbleached colour.


www.vintagecarparts.co.uk
Tel. +44 (0) 1684 212882




524 Hessian cloth. A mid range quality (10oz) hessian cloth, 1.85m wide. Sold per metre.



523 White wadding for general padding applications, 28oz padding in bundles approx. 20 metres long by 450mm wide. To order a half roll please enter 0.5 quantity or 1 for a full roll.



673 Rubberised hair mix sheet, approx 1850mm x 900m x 25mm thick. Good for seat filling applications, easy to work with.




522 Millboard, a flexible compressed card for trim panels etc. One side is lightly 'grain' embossed. Black. This board will fit the tightest curves as it is 2mm thick. Sheet size 1560mm x 1240mm. Cellulose paint can be used to spray it a different colour. Please note that we have to roll this board for despatch, we cannot send individual boards flat. Due to the overall dimensions, shipping can be expensive. Please contact us for a quote.

HOODING



Sold per metre
243 Black double duck textured hooding cloth/topping - cloth/rubber interlay/cloth).1.75 metres wide. This is the original type of hood fabric used on British and many european pre war vehicles.



521 Waterproof exterior leathercloth hood topping - canvas backed with grained finish. 1.37m wide. Suitable for all exterior work. Stocked in black only.




187 Hidem banding, 5/8"(16mm) wide. Leathercloth covered, stocked in black, red, maroon, green, doeskin, biscuit, grey, dark blue, brown, magnolia and white.

281 Union cloth hidem banding. Headlining cloth covered, to match our cloth **244**. 16mm wide. Fawn or grey.

188 Hidem end cap, nickel plated on brass. Suitable for exterior work as will not corrode. 16mm wide only.

DRAUGHT EXCLUDERS & EDGE TRIM



242



528

Sold per metre

242 Furflex, tack-on draught excluder, plush moquette bead, approx 15mm diameter, 19mm flap. Stocked in grey, brown, red, blue, dark blue, fawn, black, green, cinnamon, maroon etc.

528 Snap-on edge trim, plush moquette covered, flexible metal liner. Limited stocks, please contact us for details.



692



769

692 Push-on edge trim, self gripping carrier, woven (repp) cloth covered. Offered in black, grey or red colours. Outside measurement approx 14.5mm x 8mm. Designed for fitting over approx 1.5mm maximum panel thickness. Pushes on to approx 10mm deep flange.

769 Snap-on draught excluder, plush moquette covered, with large 16mm diameter soft sponge bead. A superb door trim which will suit MG, TR etc, and also fibreglass body cars - as the re-inforced carrier will firmly grip a wide range of door opening edges. Offered in a selection of colours - black, blue, and red.



527



581

527 Snap-on draught excluder, plush moquette covered. Furry appearance with draught excluder rubber. 10mm diameter attached. Limited stocks, please contact for details.

581 Snap-on draught excluder, woven (repp) cloth cover with rubber round bead (10mm dia) on side. Fitted to Morris Minor 1000, A30/35, Ford 100E etc. Red, black, blue, grey, green and tan available.



690



751

Sold per metre unless stated otherwise

690 Snap-on draught excluder. PVC embossed trim, 16mm diameter large round sponge bead. A very useful 'modern' type of trim. Black only. Fits on to standard metal thickness.

789 Small version of self gripping plastic door trim with 10mm diameter soft bead. Available in black only. Internal depth of carrier 10mm, carrier grip range 2mm - 3mm, overall seal dimension 17mm from centre line.

751 PVC snap-on edge trim, embossed pattern. Approx 14mm deep to fit over 2.5mm maximum thickness panel. Stocked in black, grey, brown, and red.

216 Snap-on PVC edge trim, embossed finish. Pushes on to metal edge of 0.5mm to 1.5mm thickness. Depth approx 10mm. Offered in black, white or silver colours

BOOT-TOP SEAL



752



752A

752 Rubber and sponge push on boot seal. Wire sprung carrier, rubber covered, round top sponge seal. Depth of carrier 10mm, overall height 27mm, sponge bead 10mm diameter with 2mm top lip. Grip range of carrier 1.5 to 2.0mm.

752A Rubber and sponge push on boot seal. Wire sprung carrier, rubber covered, short tail flap flange. Depth of carrier 13mm, upstand of flange 17mm. Grip range of carrier 1.5 to 2.5mm.



752B



752C

752B Rubber and sponge push on boot seal. Wire sprung carrier, rubber covered, small round bead. Depth of carrier 9mm, upstand of bead 10mm. Grip range of carrier 1.5 to 2.5mm.

752C Rubber and sponge push on boot seal. Wire sprung carrier, rubber covered, long tail flap flange. Depth of carrier 10mm, upstand of flange 27mm. Grip range of carrier 1.5 to 2.5mm.




752D

752D Rubber and sponge push on boot seal. Wire sprung carrier, rubber covered, large sponge bead. Depth of carrier 10mm, upstand of bead 16mm. Grip range of carrier 1.5 to 2.5mm.

www.vintagecarparts.co.uk

Tel. +44 (0) 1684 212882

SILK ROPE PULLS




Stocked in various colours: Blue, Laynard green, Silver grey, Claret, Brown and Ivory. Chrome plated brass fittings.

172 Free hanging silk rope pull 9" (225mm) long. Fixed at one end only - chrome plated metal ring with hole centres 36mm apart. Cord approx 17mm diameter, with shaped ball covered in silk yarn and net pattern. See website for choice of colours.

173 Double mounting silk rope pull, 10" (250mm) long. Fixed at both ends. Chrome plated metal rings with mounting hole centres 36mm apart. Cord approx 17mm diameter, choice of colours

UPHOLSTERY SUNDRIES



180 Vybak, Replacement Vybak type flexible window sheeting, for sewing into rear window of folding hood etc. Pliable and durable. Approx 0.75mm thick. Full sheet size 1370mm x 610mm approx. We offer full or half sheets.

180 Full sheet size 1370mm x 610mm

180A Half sheet size 685mm x 610mm

406 Polycarbonate window sheet. Replacement for 'Cobex' type semi-rigid window sheeting for sidescreens - Cobex was a pressed PVC product which is now unavailable. UV stabilised, 1mm thick polycarbonate of sheet size 1250mm x 680mm.

Note on screw sizes
4 = 2.9mm, 6 = 3.5mm, 8 = 4.2mm



Sold in Packets of 50 or 100

189 Raised type cup washer, nickel plate on brass, for 4, 6 or 8 size screws. Please specify size. Usually used on upholstery.

189A Countersunk type cup washer, nickel plated on brass, for 4, 6 or 8 size screws. Usually used under screw head on wood-work cappings etc. Please specify size required.

189R Raised type cup washer with rolled under edge (safe edge). Nickel plate on brass, for 4, 6 or 8 size screws - specify size. These are the original old pattern upholstery cup washer.



Note on screw sizes
4 = 2.9mm, 6 = 3.5mm, 8 = 4.2mm

Sold in packets of 50 or 100

623 Stainless steel, pointed, self tapping screw, slot head. Stocked in the following sizes. Per packet of 50 pieces.

A	13mm 1/2" x 4	H	19mm 3/4" x 8
B	13mm 1/2" x 6	J	25mm 1" x 4
C	16mm 5/8" x 4	K	25mm 1" x 6
D	16mm 5/8" x 6	L	25mm 1" x 8
E	16mm 5/8" x 8	M	32mm 1 1/4" x 6
F	19mm 3/4" x 4	N	32mm 1 1/4" x 8
G	19mm 3/4" x 6	P	38mm 1 1/2" x 8



Note on screw sizes
4 = 2.9mm, 6 = 3.5mm, 8 = 4.2mm

Sold in packets of 10


526 Chrome plated brass wood screw, slot head. Stocked in the following sizes.

A	13mm 1/2" x 4	M	32mm 1 1/4" x 6
G	19mm 3/4" x 4	N	32mm 1 1/4" x 8
H	19mm 3/4" x 6	P	38mm 1 1/2" x 8
J	19mm 3/4" x 8	R	38mm 1 1/2" x 6
L	25mm 1" x 8		

ADHESIVE

773 General purpose adhesive aerosol spray. Particularly suited to absorbent surfaces as it will not soak into absorbent materials and the adhesive remains active up to one hour after spraying. Bonds immediately surfaces are put into contact. 400gm aerosol covers approx. 4 square metres.

HOOD WINDOW FRAME



906

906 Hood window frame to fit into the back of convertible hoods. A period fitting rather than using flexible Vyback. We manufacture in one standard size of approx 460mm x 150mm, matching an original pattern. Please note that the frame is not supplied with glass/perspex.

FRESH STOCK

Excellent quality and consistency

1 1/4" x 1" section
72" total length
5" inner radius 90° bend

Supplied as a pair of "half hood bends" for you to lap joint together to make a complete half hoop to suit the width and height required.

SKU:630




Steam-Bent Hardwood Hood Sticks



Hood Steady Brass Castings

Pair of castings approx 43mm long x 17mm wide. For aligning and positioning hood stays when frame is lowered. SKU:208



'D' Section Hood Frame

Steel Tube 19mm x 10mm x 2.25 mm wall thickness. Stock lengths approx 2 metre SKU:848



Hood Webbing

2 Inchs (51mm) wide, herringbone pattern, stocked in black only SKU:401



Black Double Duck

Hooding cloth with a sandwiched rubber interlayer. Roll width is 1.75 metres. Original type of hooding used on many pre-war vehicles. SKU:243B



Hood Renovation




Window Frames for Hoods

Specially cast frames with a chrome or Nickel finish and back plate. A period fitting for convertibles. SKU:906/906-oval



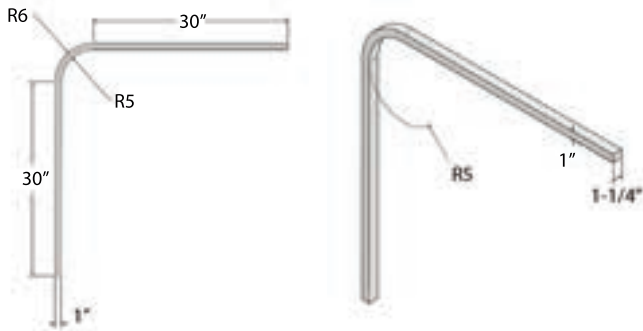
Polycarbonate Window Sheet 1mm Thick

Semi rigid, for sidescreens Replacement for 'Cobex' type window sheeting which is now unavailable. SKU:406




906-OVALC Small oval hood window frame to fit into the back and sides of convertible hoods. We now make this small oval version of our 906 style frame. Size approximately 200mm x 150mm matching an original period pattern. This part includes a pre-cut 2.5mm thick Perspex window.

HOOD STICKS




630 Hood stick - 72" total length with 5" radius 90 degree bend (PAIR). Steamed hardwood section 1 1/4" (32mm) wide x nominal 1"(25mm) deep (which may compress in the bend to 15/16"), inside radius of bend 5" (125mm). We stock these bends in 'half hood stick' pairs for immediate delivery. You lap joint the two sticks together, glueing and screwing them, to make the complete half hoop to the internal width and height dimensions you require. Both legs of bend approx. 760mm long excluding bend. Supplied as a PAIR of 90 degree bends.

HOOD FRAME TUBE



848 Steel 'D' shape hood frame tube. D shaped tube approx 19mm x 10mm x 2.25 mm wall thickness. Stock lengths approx 2 metre.

HOOD STAY SEAT BRACKET



208 Set of two castings (male and female) approx 43mm long x 17mm wide, self colour brass. for aligning and positioning hood stays when frame is lowered.


WINDOW CHANNEL




488 Flexible metal single channel, felt/rubber/moquette lined, overall width approx 14.5mm, height 13mm. Glass thickness 4.7mm to 6.4mm. Black woven edge. Sold per metre.
792 Rigid single channel felt/rubber/moquette lined, approx 14mm wide x 14mm high, glass 4.7mm to 6.4mm. Available in 2 metre length only.
716 Stainless steel edged flexible metal channel suitable for 4.5mm to 6mm thick glass, 16mm wide x 15mm deep. Suits Rover, Morris Traveller etc. Available in 2760mm length only



Sold per metre
263 Velvet lined rubber, for 4.5mm glass, overall width 12mm x height 13mm. Flexible channel.
263A Velvet lined rubber, for 4.5mm glass, overall width 10mm x height 10mm. Flexible channel.
264 Velvet lined rubber, for 6mm glass, overall width 14.5mm x height 13.5mm x thickness 3mm. Flexible channel.
358 Velvet lined double width rubber, for 5mm glass, overall width 22mm x height 13mm. Flexible channel.
359 Velvet lined double width rubber, for 6mm glass, overall width 24mm x height 13mm. Flexible channel.



722



420


722 Universal flexible rubber channel, flock finish inside. Will suit 4.5mm or 6mm glass. Can be made to fit various channels

722A to fit 13mm channel

722B to fit 17mm channel

722C to fit 15mm channel


420 Rigid aluminium channel (approx 14mm wide x 15mm deep) with black felt insert, for 6mm glass. Available in cut lengths of 1metre, 1.5metre or 2metre only.



867

867 Window lift channel 10mm (internal) width folded steel channel, will suit most applications, zinc plated finish. This is offered in lengths of 600mm only and suitable for both single and double roller window lifter arms.

WINDOW WEATHERSTRIP



685/382




489/715

685 Exterior weatherstrip, to fit the outside edge of opening window glass. Rubber with black flock face, nylon/plastic stiffener strip, seals up to 11mm body/glass gap. 1 metre lengths only. Depth of vertical approx 18mm.


382 Exterior weatherstrip, black flock covered rubber with flock finish, seals 10mm body/glass gap, 1 metre lengths only. Depth of vertical approx 10mm.

489 Weatherstrip for exterior or interior use. Fitted between the door and the opening window glass. 17mm high, 5mm deep, with galvanised edge bead. One side plush fur pile finish. Sold in 2m lengths.

715 Weatherstrip for exterior or interior use. Fits between door and drop window glass, narrow version, 11.5mm high, 5.5mm thick. Black pile with stainless steel side bead. Often used on early Ford. Lengths available 8ft/2.44m or 4ft/1.21m.



898




852

898 Early vintage weatherstrip which fits horizontally under door capping. Black velvet covered rubber - specify lengths required (maximum length of one piece 2 metres). Approx dimensions 3.75mm bead x 20mm overall, 1.75mm thick tail.

852 Wipe/seal for sliding windows. Rigid carrier with fur on one outer edge to seal between passing windows. Cut to specific length (units 0.1m). Dimensions - glass gap 6.25mm, overall 10.9mm deep x 17mm wide including brush pile.

WINDOW WEATHERSTRIP CLIPS



683

824

453

761

881

Sold in packets of 10

683 Clip to fit to bottom bead of weatherstrip and vertical edge on door panel. Per packet of 10 pieces


453 Clips to the rubber/sponge (**SR24**). Fits to door/door appature. Measures: 13.5mm overall, suits 6mm hole.

761 Spring clip, for fitting our exterior weather strip (**685**). Push on. Gap 2mm or 4mm - please specify.

824 Spring clip - double sided S shape edge clip.

881 Clip "Ford type" weatherstrip, fits into side slot.

WING PIPING



Sold per metre


Leathercloth covered piping. Plastic cord centre, bright (shiny) patent-look finish, black only.

374B 4mm nominal diameter, 32mm flange

261B 6mm nominal diameter, 32mm flange

262B 8mm nominal diameter, 32mm flange


Tel - +44 (0) 1684 212882



Sold per metre


Leathercloth covered piping. Plastic cord centre, dull grained finish, stocked in colours stated below.

- 374D** 4mm nominal diameter, 32mm flange - black only.
- 261D** 6mm nominal diameter, 32mm flange - black, green, grey, blue, maroon, ivory, fawn and red
- 262D** 8mm nominal diameter, 32mm flange - black only.




Hollow bead, BLACK plastic.

- 686A** 4mm nominal bead x 25mm flange
- 686B** 6mm nominal diameter, 25mm flange
- 686C** 8mm nominal diameter, 38mm flange
- 686D** 10mm nominal diameter, 38mm flange



Solid bead, COLOURED plastic


723 Solid bead plastic, approx 6mm diameter 25mm flange. Stocked in the following colours: Black, Blue, Green, Red, Grey and Old English White



693 Half-round plastic T piping, 6mm wide bead, 16mm ribbed flange. Stocked in Black and Silver Grey.

693A-B as above with 9mm top and 21mm long flange. Supplied in Black only.


OVERRIDE BEAD



694 Bumper over-rider bead, black plastic. Approx 10mm wide base with 2mm slot.

759 Round bumper over rider bead, black PVC approx. 4.5mm diameter with slot.

RUBBER MATTING



Sold per Square 300mm

169 Broad ribbed 3mm thick, . Approx 4 flat ribs per 25mm
170 Narrow ribbed 3mm thick. Approx 9 pointed ribs per 25mm
 We can cut the above products 300mm, 600mm, 900mm or 1200mm wide only, and by the 300mm along the roll. Ribs along the longest dimension unless specified. Please indicate individual piece sizes required.

168 Pyramid pattern matting, approx 4 squares per 25mm, 4mm thick. Please specify sizes of pieces required or contact us for sheet size . Max roll width 1.0 metre. Available in black or grey.

FLAT RUBBER GLAZING STRIP

Sold per metre


- 518 A** 38mm wide x1.0mm thick
- F** 38mm wide x 1.5mm thick
- B** 50mm wide x 1.5mm thick
- C** 50mm wide x 3mm thick
- D** 75mm wide x 1.5mm thick
- E** 75mm wide x 3mm thick

RUBBER TUBING

733 Black rubber drain tubing. **Sold per metre**

- A** 6mm bore 3mm wall
- B** 8mm bore 3mm wall
- C** 10mm bore 3mm wall
- D** 12mm bore 3mm wall
- J** 16mm bore 2.5mm wall
- E** 6mm bore 1.5mm wall
- F** 8mm bore 1.5mm wall
- G** 10mm bore 1.5mm wall
- H** 12mm bore 1.5mm wall

GROMMETS PLAIN & BLANKING



Black grommets (with hole) for approx 1.5mm panel thickness. Packet quantity varies according to size

780A panel hole 12mm - Pkt 100

780B panel hole 16mm - Pkt 25

780C panel hole 19mm - Pkt 25

780D panel hole 21mm - Pkt 25

780E panel hole 25mm - Pkt 25

780G panel hole 30mm - Pkt 10

780H panel hole 6.5mm - Pkt 100

780J panel hole 8mm - Pkt 100

780P Mixed 'with hole' pack - assortment of 90 pieces, covering panel hole sizes from 6.5mm to 25mm.

Black blanking grommets for approx 1.5mm panel thickness. Packet quantity varies according to size,

781A panel hole 12mm - Pkt 50

781B panel hole 16mm - Pkt 50

781C panel hole 19mm - Pkt 25


781D panel hole 21mm - Pkt 25

781E panel hole 25mm - Pkt 25

781G panel hole 32mm - Pkt 10

781P Mixed 'no hole' pack - assortment of 90 pieces, covering panel hole sizes from 6.5mm to 25mm.

FELT



517 Black felt strip for use in window channels, between body and chassis etc. 1.85m lengths only.

A 38mm wide x 2mm thick

B 50mm wide x 3mm thick

C 50mm wide x 6mm thick

D 75mm wide x 3mm thick

E 75mm wide x 6mm thick

687 Black felt sheet. Good quality felt for lining tool boxes etc. 3mm thick. We offer this felt cut off the full roll width of 920mm only. Please order this in tenths of a metre. For example if you seek 200mm off the roll width of 920mm - please order 0.2 quantity in the order quantity box on the website.

RUBBER BUFFERS & STOPS



565A

565B

565C

A. 19mm dia x 8mm high, 3mm fixing hole

B. 25mm dia x 13mm high, 3mm fixing hole

C. 13mm dia x 5mm high, 5mm panel fixing hole



565D

565E

565F

D. 22mm dia x 6mm high, 12mm panel fixing hole

E. 9mm dia x 15mm high, 10mm panel fixing hole

F. 24mm dia x 13mm high, 12mm panel fixing hole



565G

565H

565J

G. 30mm dia x 14mm high, 19mm panel fixing hole

H. 24mm dia x 17mm high, 19mm panel fixing hole

J. 17mm dia x 14mm high, 12mm panel fixing hole



565K

565L

565M

K. 17mm dia x 24mm high, 12mm panel fixing hole

L. 20mm dia x 6mm high, 10mm panel fixing hole

M. 19mm dia x 11mm high, 11mm panel fixing hole



565N

565S

565T

N. Hollow cap 20mm dia x 11mm high. Hole for 6mm stud

S. 31mm dia x 16mm high. 16mm panel fixing hole

T. 24mm dia x 12mm high. 11mm long x 9mm dia post.



Side View

Base View

564 Rubber buffer for 'Wilmot Breedem' type harmonic stabiliser front bumper. Approx 38mm diameter x 30mm high overall.

BUMPER IRON COVERS all supplied in pairs

NOTE Dimensions are in mm



868/101
SLOT 26 x 7
BASE 78 x 62



868/102
ID 13
BASE 60 x 60



868/103
ID 18
BASE 68 x 63



868/104
SLOT 35 x 11
BASE 76 x 50



868/105
SLOT 35 x 5
BASE 92 x 49



868/106
SLOT 28 x 6
BASE 70 x 50



868/107
SLOT 37 x 12
BASE 100 x 60



868/108
SLOT 37 x 10
BASE 106 x 63



868/109
SLOT 38 x 28
BASE 80 x 78



868/110
SLOT 35 x 12
BASE 95 x 55



868/111
ID 35 or 38 (specify)
BASE 87 x 66



868/112
SLOT 40 x 13
BASE 123 x 58



868/113
SLOT 41 x 9
BASE 105 x 70



868/119
ID 30
BASE 62 x 56



868/123
ID 11
BASE 84 x 80



868/124
SLOT 54 x 11
BASE 110 x 70



868/130
SLOT 36 x 6
BASE 68 x 60



7W-17772/3B
SLOT 37 x 15
BASE 73 x 62



E493A-17772/3B
SLOT 38 x 6
BASE 74 x 64



105E-17773
SLOT 32 x 8
BASE 58 x 34

FUEL FILLER GROMMETS

NOTE DIMENSIONS ARE IN MM

A = BORE B = PANEL HOLE C = FLANGE



869/01
A-48 DIA
B-56 DIA
C-103 DIA



869/02
A-50 DIA
B-66 DIA
C-85 DIA



869/03
A-45 DIA
B-68x55
C-79x66



869/04
A-56 DIA
B-72 DIA
C-100 DIA



869/05
A-49 DIA
B-72 DIA
C-90 DIA



869/06
A-52 DIA
B-60 DIA
C-85 DIA



869/08
A-56 DIA
B-70 DIA
C-90 DIA



869/10
A-45 DIA
C-113x87



869/11
A-44 DIA
C-120 DIA



869/12
A-57 DIA
B-69 DIA
C-83 DIA



869/13
A-45 DIA
B-53 DIA
C-70 DIA



869/15
A-54 DIA
B-64 DIA
C-88 DIA



869/16
A-62 DIA
B-70 DIA
C-102 DIA



869/17
A-44 DIA
B-72 DIA
C-100 DIA



869/A
A-52 DIA
B-82 DIA
C-102 DIA



869/B
A-59 DIA
B-76 DIA
C-88 DIA



84404
A-44 DIA
C-99x107



7W-9080
A-64 DIA
B-76 DIA
C-100 DIA



E04A-9080
A-65 DIA
B-108x85
C-130x100



105E-9072-B
A-58 DIA
B-78x68 DIA
C-105x93 DIA

A = BORE B = PANEL HOLE C = FLANGE



Holdtite

PEDAL RUBBERS

Replacement rubbers for accelerator, clutch and brake pedals were all the rage back in the 1950s. Holdtite pedal rubbers were available for all the leading motor vehicles of the day. We have a range of over 40 fitments. Dimensions given are for the internal recess in the pedal rubber, which is the same as the metal foot pedal size (pedal with the rubber grip removed) width x height. Overall pedal rubber size is a little larger. **Get a grip!**

SKU	Some Typical Vehicle Applications	Shape	Pedal Size1	Pedal Size2
HT5A	Austin	■	1"	1 1/16"
HT9	Austin	●	2 5/16"	(round)
HT19	Ford, Hillman, Morris, Renault, Singer, Sunbeam, Volkswagen	■	1 9/16"	2 9/16"
HT25	Ford, Renault	●	1 27/32"	(round)
HT25A	Austin	●	1 1/2"	(round)
HT26	Bedford, Ford, Morgan, Vauxhall.	■	2 1/2"	(square)
HT27	Austin Healey, MG	■	1 3/8"	2 7/16"
HT31	Austin, Commer, Ford, Humber, MG, Morris, Riley, Standard, Sunbeam, Wolseley.	■	1 7/8"	2 1/2"
HT32	Austin, Bedford, Ford, Humber, Jaguar, MG, Morris, Riley, Rover, Triumph, Wolseley	■	2 1/8"	3"
HT36	Vauxhall, Hillman, Singer	■	1 1/2"	2 1/4"
HT45	Hillman	●	2 5/16"	3 5/8"
HT62	Standard, Triumph	■	1 3/32"	2 7/16"
HT63	Jaguar, Daimler, Singer, Lanchester, Armstrong Siddeley, Alvis	■	2"	3 1/2"
HT64	Hillman, Morris	■	1 3/16"	1 9/16"
HT66	Rover	■	1"	2"
HT67	Wolseley, Talbot, Vauxhall, Bedford	■	1 3/4"	2"
HT74	Humber	■	2 1/2"	2 7/8"
HT81	Austin	●	2 1/8"	(round)
HT82	Morris	●	1 5/16"	2 5/8"
HT84	Morris, Wolseley	■	1 5/8"	2 5/8"
HT93	Austin, Morris, Riley, MG, Wolseley	■	1 1/2"	1 3/4"
HT95	Hillman, Minx	●	1 7/8"	3 3/8"
HT98	Hillman, Humber, Singer, Sunbeam	●	1 3/4"	1 7/8"
HT108	Jaguar	■	1 1/4"	5 1/8"
HT113	Vauxhall, Austin Healey, Standard	■	1 1/4"	2 7/8"
HT109	Austin Healey, Bedford	●	1 7/8"	2 1/2"
HT14	Land Rover, Ford Commercial	■	2 1/2"	3 21/32"
HT89	MG	■	1 1/4"	3"
HT71	Rover, Triumph	■	1 7/8"	2 3/4"
HT106	Triumph	■	1 1/2"	3"
HT73	Austin, Wolseley, Allard	●	3"	(round)
HT23	Jowett, Daimler, Singer, Wolseley (OVAL)	●	1 27/32"	2 15/16"
HT48	MG, Humber, Jaguar (OVAL)	●	1 11/16"	3 7/16"
HT90	Riley, Talbot	●	2 1/4"	3 1/2"
HT94	Morris, Wolseley, Riley	●	2 1/4"	4 3/16"
HT54	Ford, Austin	●	2 5/8"	(round)
HT100L	Ford	▼	2 3/8"	2 3/8"
HT100R	Ford	▼	2 3/8"	2 3/8"
HT104	Austin, Morris	●	2 3/4"	(round)
HT51	Singer	■	1 1/4"	2 1/16"
HT57	BSA, Singer, Standard, Talbot	●	1 7/32"	1 15/16"



Special Pedal Rubber Ford
SKU: HT100L
Equivalent to original Holdtite pattern No.100. Handed. Internal recess for pedal vertical and top dimensions 2 3/8" x 2 3/8"



Round Pedal Rubber Austin
SKU: HT9
Internal recess for pedal size 2 5/16" diameter. Overall size 2 5/8" diameter. Aperture 1 5/8". Original applications inc - Austin



Oblong Pedal Rubber Land Rover, Ford
SKU: HT14
Internal recess for pedal size 2 1/2" x 3 21/32". Overall size 2 13/16" x 4". Original applications - Land Rover, Ford Commercial



Narrow Oval Rubber
SKU: HT48
Internal recess for pedal size 1 11/16" x 3 7/16". Overall size 2" x 3 3/4". Original applications - MG, Humber, Jaguar. Very close to #44



Domed Pedal Rubber Austin Healey, Bedford
SKU: HT109
Internal recess for pedal size 1 7/8" x 2 1/2". Overall size 2 1/8" x 2 3/4". Original Apps - Austin Healey, Bedford



Oblong Pedal Rubber Jaguar
SKU: HT108
Oblong shape. Internal recess for pedal size 1 1/4" x 5 1/8". Overall size 1 1/2" x 5 7/16". Original apps- Jaguar

RUBBER BONNET CORNERS



260P

260H

260P Right angle, plain pattern, approx 45mm sides.

260H Right angle, original 'Holdtite' design made from the original tooling, side approximately 45mm.



572

571

573

571 Angled 60° approx 30mm side.

572 Angled 50° approx 45mm side, heavy corner

573 Centre side rubber approx 35mm wide.



E83W-16637

7W-16625

7W-16625 Angle 80° approx 33mm side, with metal interbonded plate.

E83W-16637 Near right angle with approx 25mm radius corner. 47mm side, with metal interbonded plate.

WIPER SPINDLE GROMMETS



538.01



538.02



538.03

538.01 6mm spindle hole, approx 11mm circular panel hole. 13mm tall x 14mm dia.

538.02 6mm spindle hole, approx 13mm circular panel hole. 14mm tall x 16mm dia.

538.03 6mm spindle hole, 13mm x 16mm approx. OVAL panel hole. 21mm tall x 15mm dia.



538.04



538.05



538.06

538.04 6mm spindle hole, 12mm x 17mm approx. OVAL panel hole. 22mm tall x 15mm dia.

538.05 6mm spindle hole, 15mm approx. ANGLED panel hole. 21mm tall x 19mm dia.

538.06 6mm spindle hole, 16mm approx. diameter panel hole. 19mm tall x 19mm dia.



538.07



538.08



538.09

538.07 6mm spindle hole, 17mm x 19mm approx. OVAL panel hole. 25mm tall x 19mm dia.

538.08 6mm spindle hole, 15mm approx. diameter panel hole. 23mm tall x 19mm dia.

538.09 6mm spindle hole, 16mm x 22mm approx. OVAL panel hole. 25mm tall x 18mm dia.



538.10



538.11



538.12

538.10 6mm spindle hole, 20mm approx. diameter panel hole. 16mm tall x 27mm dia.

538.11 6mm spindle hole, 13mm approx. diameter panel hole. 17mm tall x 19mm dia.

538.12 4.5mm spindle hole, 20mm approx. diameter panel hole. 14mm tall x 29mm dia.



538.13



538.14



538.15

538.13 6mm spindle hole, 24mm x 29mm approx. OVAL panel hole. 7mm tall x 28mm x 35mm dia.

538.14 6mm spindle hole, 17mm approx. diameter panel hole. 21mm tall x 19mm dia.

538.15 6mm spindle hole, 15mm approx. diameter panel hole. 12mm tall x 24mm dia.



538.16



538.17



538.J1

538.16 8mm spindle hole, 8mm inner hole, 13mm outer neck, 22mm base diameter. Ford part number 7W-17515. 4mm tall.

538.17 10mm spindle hole, 11mm approx. diameter panel hole. 10mm tall x 14mm dia.


538.J1 6mm spindle hole, 15mm x 24mm approx. OVAL panel hole. 14mm tall x 23mm x 38mm dia.




FOR OUR COMPLETE RANGE OF PRODUCTS SEE THE WEBSITE

WWW.VINTAGECARPARTS.CO.UK

HEXAGONAL GREASE/OIL NIPPLES




- 105** Flat top brass, TAT type 1/8" BSP thread
- 105A** Flat top brass, TAT type 1/4" BSP thread
- 107** Flat top brass, TAT type 3/8" BSF thread
- 924** Flat top brass, TAT type 5/16" BSF thread
- CA256** 1/8" BSP right angled brass flat top grease nipple
- CA257A** 1/8" BSP long reach brass flat top grease nipple
- 429.6** Flat top brass, TAT type M6 x 1.0 fine thread
- 429.8** Flat top brass, TAT type M8 x 1.25 thread
- 429.10** Flat top brass, TAT type M10 x 1.0 fine thread
- 429.12** Flat top brass, TAT type M12 x 34tpi 'Tecalemit' thread




- 108** Grease gun adapter for the 'TAT' type nipples. Provided with a female 1/8" BSP thread which will fit most grease guns.
- 108A** - push on
- 108B** - pull on
- 108C** - push on adjustable angle
- 108G** - Snap on convertor - Hydraulic to 'TAT' type connector.

HYDRAULIC GREASE NIPPLES



- 841** Stocked in the following thread sizes: 1/8" BSP, 1/4" BSF, 5/16" BSF, 3/8" BSF, 1/4" UNF, 5/16" UNF. Specify thread and either straight, 45 degree or 90 degree as illustrated. Plated finish.



108D Four jaw precision coupler. 15mm hexagon. 1/8" BSP female threaded connection.

108H Lubrication connector for concave grease nipples. 1/8" BSP thread.

108J Conical lubrication connector - for damaged grease nipples. The pointed end of the connector is used to deflect the ball in the grease nipple thereby permitting the injection of grease. 1/8" BSP thread.

937B Early grease nipple adaptor - for 'Autolub' and "Tecazerk type nipples. The connector pushes onto the nipple and you physically hold it in place rather than it clipping on. The connector will also work with standard nipples. 1/8" BSP thread.

108F Lubrication injector - for bearings and seals. For connection to a four jaw hydraulic coupler e.g. our part numbers 108D.



108K Grease gun adaptor to fit the bayonet style grease nipples found on some older vehicles. With 1/8" bsp female threaded connection for fitting to grease guns.

840 Bayonet style grease nipple found on some older vehicles. Zinc plated steel. 1/8" BSP male threaded connection.

ENOTS GREASE NIPPLES/CAPS



204 Grease/oil nipple 1/8" BSP thread, Nickel finish

205 Grease/oil nipple 5/16" BSF thread. Nickel finish

206 Dustcap. Nickel plated finish.

937 Reproduction 'Enots' type grease/oil adapter. Made to be compatible with all standard oil or grease guns. Turn the end on to the nipple on vehicle.



937G High quality leaf spring greasing tool. Drive in the wedge shaped front section between the leaves of the spring and connect a grease gun with a standard hydraulic coupler to the integral grease nipple, to introduce grease between the leaves of your spring. Machined from stainless steel with a zinc plated steel grease nipple fitted in a threaded socket. Knurled body. 5/8" diameter, 5 3/4" long.

GREASE/OIL GUNS & SYRINGES



942 Side lever grease gun complete with rigid and flexible standard connector for hydraulic nipples - for 400g cartridges or 500g bulk fill..



942 Side lever grease gun Top of the range side lever grease gun complete with 6" rigid, cranked extension tube and precision four jaw connector (for hydraulic nipples) - for 400g cartridges or 500g bulk fill. Short stroke delivery system - 1.5cc per stroke, max pressure 800 bar.




942ONE Professional one hand grease gun. one handed operation grease gun, complete with 9" flexible hose and four jaw hydraulic connector. For 400g cartridges or 500g bulk fill. Suitable for use with silicon grease. Max pressure 300 bar.



942-oil Side lever oil gun complete with rigid and flexible standard connector for hydraulic nipples. 'Enots' fitting end (part 937) to be ordered in addition if required

942-push Push type grease applicator, supplied as shown. Body measures 165mm x 41mm, overall 215mm long.



937C Cranked steel 10" extension tube for grease guns - 1/8" BSP male thread at both ends for attaching to gun and chosen applicator.

937D Straight steel 10" extension tube for grease guns - 1/8" BSP male thread at both ends for connecting to gun and chosen applicator.

937E High pressure nylon hose for grease guns - multiple braids, burst pressure 1000 Bar, 1/8" BSPT hex end fittings at both ends for safe connection to grease gun and chosen applicator. 9mm hose diameter.



CA854 Large brass oil syringe with long spout and T handle. An invaluable tool for anyone whose car has an awkward-to-get-at gearbox or rear axle filler. Body 40mm dia x 340mm long, overall length 550mm.

CA855 Small brass oil syringe for topping up oil in gearbox or rear axle etc. Approx 25mm diam x 215mm long - overall 247mm. Offered with two spouts. New old stock, will show signs of age. Styles can vary.

290 Medium brass oil syringe with short spout and T handle, an invaluable tool for anyone whose car has an awkward-to-get-at gearbox or rear axle filler. Body 35mm dia x 193mm long - overall length 310mm.




COIL500 Castrol oil can - 500ml. The classic Castrol oil applicator. Pump action screw top can, with interchangeable fixed and flexible applicators.

942CAN1 Oil can - Steel, 500ml capacity. Good value steel bodied, red painted oil can. All metal pump mechanism, supplied with rigid and flexible spout, 500cc capacity. Can dimensions:- 120mm tall, 85mm diameter, metal spout 165mm long, flexible spout 180mm long.

FLAT TOP/CUP & WINKLEY OILERS




- 322** Flip top flap oiler, 3/8" hexagon, 1/4" x 26 TPI thread.
323 Flip top flap oiler, 7/16" hexagon, 1/8" BSP thread.
458 Flip top flap oiler, push fit into a 3/16" hole.
535 Flip top flap oiler, push fit into 1/4" hole.
939 Small angled flip top flap oiler, 1/4" BSF thread
535-Ang Small angled flip top flap oiler, push fit into 1/4" hole.
CA480 Small flip top flap oiler, self colour brass finish, 1/4" (6.6mm) hexagon, 1/4" x 26 TPI thread (1/4"BSF) only 6mm tall.



- Winkle pattern oilers. These are usually fitted horizontally and the outer sleeve turns to cover the oil hole. Nickel finish.
CA485 1/4" BSF thread (26 TPI) x 18mm tall overall.
CA486 1/8" BSP thread (28TPI) x 23.5mm tall overall.
CA487 5/16" x 26 TPI thread x 22mm tall overall.
CA734 3/16" BSF thread (32 TPI) x 18mm tall overall.
CA735 5/16" BSW thread (18 TPI) x 20mm tall overall.


BRASS SCREW DOWN GREASERS



- All our greasers are good quality re-manufactured brass items though some do not have the 'clicker' action inside the cap.
310 Brass screw down cup greaser, type RC1, cap size 35mm diameter x 26mm deep, 1/8" BSP thread only. Stands up approx 45mm when fitted.
313 Brass screw down cup greaser, type RC5, cap size 28mm diameter x 17mm deep, 1/8" BSP thread.

- 314** Brass screw down cup greaser, type RC6, cap size 19mm diameter x 15mm deep, 1/8" BSP thread.
315 Brass screw down cup greaser, cap size 16mm diameter x 11mm deep, 5/16" BSW thread.
316 Brass screw down cup greaser, type RC11, cap size 11mm diameter x 11mm deep, 1/4" BSF thread.

DRAIN PLUGS, WASHERS



Drain Plugs - 3/4 and 1" BSP also available

- 330** Brass with flange 1/8" BSP thread
331 Brass with flange 1/4" BSP thread
332 Brass with flange 3/8" BSP thread
333 Brass with flange 1/2" BSP thread

Folded Washers - Packets of 10

- 223** 1/8" BSP folded copper
224 1/4" BSP folded copper
225 3/8" BSP folded copper
714 18mm for sparking plugs

Solid Copper Washers - Sold individually

- 226** 1/8" BSP
227 1/4" BSP
228 3/8" BSP
229 1/2" BSP


TAPS, FUEL & DRAIN



Union nuts and nipples sold separately

- 335A** Two way tap. 1/4" BSP thread for solder nipples. A different in/out configuration can be achieved by reassembly of the taper plug and backing quadrant. No off position.
CA456 Enots pattern two way tap with cork plate and 1/4" BSP threads, for 1/4" or 5/16" copper tube. The hexagonal bar that the lever is attached to can be modified to allow dash mounting. Base mounting holes on tap body.
CA456A As above with 3/8" BSP threads.
973 'Enots' pattern two way tap with 1/4" BSP threads. Brass body with cork under lever. Overall size with nuts and nipples fitted - 100mm tall x 45mm wide. Mounting holes 53mm centres.
973A As above with 3/8" BSP threads.
973S In-line circular body brass tap with cork gasket under the lever. Tank fitting with 1/4" BSP threads. Overall length 70mm x 38mm wide.
973G Fuel resistant cork gasket that fits our 973, CA456 and 575 taps.

TAPS, FUEL & DRAIN



Union nuts and nipples sold separately

- 202** Straight in line fuel/oil tap, 1/8" BSP threads
- 342** Straight in line fuel/oil tap, 1/4" BSP threads
- 343** Straight in line fuel/oil tap, 1/8" BSP / 1/4" BSP thread
- 343A** Straight in line fuel/oil tap, 1/8" BSP thread into tank, 7/16" x 19TPI outlet.
- 574** Straight in line fuel/oil tap, with 3/8" BSP threads



- 575** 'Enots' type main/reserve tap. Fits into the bottom of some Autovac's. 3/8" BSP pipe, 1/2" BSP thread into tank. Limited stocks available.
- 895** Hexagonal push on/off in line tap. Threads 1/8" and 1/4" BSP. 1/8" BSP thread into tank, 1/4" BSP outlet.
- 896** Hexagonal push on/off in line tap. Threads 1/4" BSP into tank and on outlet.
- 895G** Fuel resistant rubberised cork gasket/seal that fits our 895 and 896 inline taps. 14mm in diameter, 3mm thick with 3mm hole in the centre.
- CA977** Pull on in line fuel tap with cork seal pull/push knob and filter gauze. 1/8" BSP thread into tank, 7/16" x 19TPI thread for solder nut and nipple on outlet.
- 201** Angled pull on in line fuel tap with cork seal pull/push knob and filter gauze. Offered with either 1/4" BSP or 1/8" BSP thread into tank. 7/16" TPI thread for solder nut and nipple on outlet.
- 201A** Replacement round cork and brass pull knob for taps. Cork approx 10mm diameter. Length under round pull head to end of cork - 23mm.




- 338** Brass straight drain tap with 1/8" BSP thread
- 339** Brass straight drain tap with 1/4" BSP thread
- 203** Brass straight drain tap with 3/8" BSP thread
- 340** Brass curved spout drain tap with 1/4" BSP thread
- 341** Brass curved spout drain tap with 1/8" BSP thread
- 536** Butterfly type drain tap with 1/8" BSP taper thread
- 537** Butterfly type drain tap with 1/4" BSP taper thread

PRIMING CUPS



- 391** Brass fuel priming cup with 1/8" BSP thread and hollow cup top.
- CA1037** Brass fuel priming cup with plain stem and hollow cup top. For early machines. Diameter of stem 13mm - to allow you to turn a 1/4" BSP thread maximum on it yourself.

BSP Thread Identification



STANDARD SOLDERED PIPE FITTINGS

NOTE: Equivalent pipe sizes

- 1/8" = approx 3mm
- 3/16" = approx 4.5mm
- 1/4" = approx 6mm
- 5/16" = approx 8mm
- 3/8" = approx 10mm
- 1/2" = approx 12.5mm



**FOR OUR COMPLETE
RANGE OF PRODUCTS
SEE THE WEBSITE**

WWW.VINTAGECARPARTS.CO.UK



Double ended union,

Union body only

UNION-1/8BSP 1/8" BSP Thread

UNION-1/4BSP 1/4" BSP Thread

UNION-2/8BSP 3/8" BSP Thread

UNION-1/2BSP 1/2" BSP Thread

Union body supplied with solder type nuts and nipples

435 1/8" BSP for 1/8" OD pipe

436 1/8" BSP for 3/16" OD pipe

437 1/4" BSP for 1/4" OD pipe

438 1/4" BSP for 5/16" OD pipe

439 3/8" BSP for 3/8" OD pipe

439A 1/2" BSP for 1/2" OD pipe



Elbow,

Union body only

ELBOW-1/8BSP 1/8" BSP Thread

ELBOW-1/4BSP 1/4" BSP Thread

ELBOW-2/8BSP 3/8" BSP Thread

ELBOW-1/2BSP 1/2" BSP Thread

Union body supplied with solder type nuts and nipples

162-1/8 1/8" BSP for 1/8" OD pipe


162-3/16 1/8" BSP for 3/16" OD pipe

348 1/4" BSP for 1/4" OD pipe

349 1/4" BSP for 5/16" OD pipe

350 3/8" BSP for 3/8" OD pipe

350A 1/2" BSP for 1/2" OD pipe



Tee piece,

Union body only

TEE-1/8BSP 1/8" BSP Thread

TEE-1/4BSP 1/4" BSP Thread

TEE-2/8BSP 3/8" BSP Thread

TEE-1/2BSP 1/2" BSP Thread

Union body supplied with solder type nuts and nipples

682 1/8 1/8" BSP for 1/8" OD pipe


682-3/16 1/8" BSP for 3/16" OD pipe

345 1/4" BSP for 1/4" OD pipe

346 1/4" BSP for 5/16" OD pipe

347 3/8" BSP for 3/8" OD pipe

347A 1/2" BSP for 1/2" OD pipe



Unequal union bodies, (nuts & nipples sold separately)

163 1/4" BSP - 3/8" BSP union body

163A 1/8" BSP - 3/8" BSP union body

163B 1/2" BSP - 3/8" BSP union body

953 1/8" BSP - 1/4" BSP union body

953T 1/8" BSPT - 1/4" BSP union body



Union nuts and nipples

440 1/8" BSP nut/nipple for 1/8" pipe

441 1/8" BSP nut/nipple for 3/16" pipe

185 7/16" x 19 tpi nut/nipple for 3/16" pipe


353 1/4" BSP nut/nipple for 1/4" pipe

354 1/4" BSP nut/nipple for 5/16" pipe

355 3/8" BSP nut/nipple for 3/8" pipe

186 1/2" BSP nut/nipple for 1/2" pipe

990 1/8" BSP threaded nut and solder nipple for 1/8" or 3/16" pipe. For the rear of oil pressure gauges. Nipple has flat face. Supplied with fibre washer.



Solder type Tee fitting

Brass Tee fitting body only. Although these fittings are threaded internally, this can easily be used for making a totally soldered tee joint on copper pipe.

984A for 5/16" pipe

984B for 3/8" pipe

984G - Oil pressure Y piece

Brass Y fitting. Used when fitting an oil pressure gauge with an oil pressure switch. Two 1/8" BSP female threads and one 1/8" BSP male thread - all parallel.



Solder type banjo union supplied complete with bolt and copper washers.


367 1/8" BSP bolt, 5/16" hole can be sleeved for smaller pipe

368 1/4" BSP bolt, 5/16" hole can be sleeved for smaller pipe

368A Banjo union supplied complete with bolt and washers for Solex carbs. 1/4" hole into which 1/4" pipe is directly soldered. Thread on bolt is M12 x 1.25.

368B Single 'SU' type banjo with solder socket for 5/16" OD pipe. Cast machined brass. Recessed sealing face OD 22.25mm, flat sealing face OD 25.5mm 16.9mm bore.

369 3/8" BSP bolt, 3/8" hole can be sleeved for smaller pipe



CA826

HJ

MHJ

Flexible hose fittings

Brass BSP threaded nut with push on hose connector fitting

CA826A 1/4" BSP nut for 1/4" pipe

CA826B 1/4" BSP nut for 5/16" pipe

CA826C 3/8" BSP nut for 3/8" pipe

HJ Steel Hose Joiner. Assemble with swage ferrule, O clamps, worm drive or nut and bolt clamps. Suitable for low pressure (up to 15psi) carburettor installations.

HJ1/4 for 1/4" ID hose

HJ5/16 for 5/16" ID hose

HJ1/4-5/16 step up joiner for 1/4" to 5/16" ID hose

HJ5/16-3/8 step up joiner for 5/16" to 3/8" ID hose

HJ3/8 for 3/8" ID hose

MHJ Steel Tee Piece. Assemble with swage ferrule, O clamps, worm drive or nut and bolt clamps. Suitable for low pressure (up to 15psi) carburettor installations.

MHJ1/4T for 1/4" ID hose

MHJ5/16T for 5/16" ID hose

MHJ3/8T for 3/8" ID hose

SOLDERLESS FITTINGS




342-COM

343-COM

342-COM Straight in line tap with male 1/4" BSP male threads at both ends. Supplied complete with compression nuts and olives for fitting to either 1/4" or 5/16" OD copper pipe.

343-COM Straight in line tap with a 1/8" BSP thread (under a flange) into the tank and a 1/4" BSP outlet thread, Supplied complete with compression nut and olive for fitting to either 1/4" or 5/16" OD copper pipe.



CA117

CA182

Compression nut Internal female thread, brass pipe fitting nut for solderless compression fitting. **Sold individually** and offered in the following sizes:

CA115 1/8" BSP nut for 1/8" pipe

CA116 1/8" BSP nut for 3/16" pipe

CA117 1/4" BSP nut for 1/4" pipe

CA118 1/4" BSP nut for 5/16" pipe

CA119 3/8" BSP nut for 3/8" pipe

CA119A 1/2" BSP nut for 1/2" pipe

Compression olive for solderless fitting. **Sold in packets of 10** and offered in the following imperial pipe sizes:

CA180 for 1/8" pipe


CA181 for 3/16" pipe

CA182 for 1/4" pipe

CA183 for 5/16" pipe

CA184 for 3/8" pipe

CA184A for 1/2" pipe (Sold individually)



CA872

NFH

SSFH

Fuel Hose

NFH BSAU108 Fuel Hose - single textile braid reinforcement and smooth black neoprene cover.

NFH1/4 - 1/4" bore hose

NFH5/16 - 5/16" bore hose

NFH3/8 - 3/8" bore hose

SSFH Stainless Steel Braided Fuel Hose. Less bulky than the BSAU108 compliant hose.

SSFH1/4 - 1/4" bore hose

SSFH5/16 - 5/16" bore hose

SSFH3/8 - 3/8" bore hose

Transparent reinforced flexible fuel hose

CA871 - 1/4" bore hose

CA872 - 5/16" bore hose

CA873 - 3/8" bore hose

COPPER TUBE

Malleable copper pipe. All sizes shown are overall (outer) diameter - **Sold by the metre or in a 10m roll**



155 1/8" outside dia


156 3/16" outside dia

157 1/4" outside dia

158 5/16" outside dia

159 3/8" outside dia

911 1/2" outside dia



STCF

BRCF

HEC

STCF Zinc Plated Steel Ferrule, passivated mild steel ferrule for hoses. Available with ID sizes - 10mm, 10.5mm, 12mm, 13mm, 14mm, 14.5mm, 15.5mm, 16.5mm, 17.5mm, 19mm, 19.5mm, 21.5mm, 22.5mm, 24mm, 26mm and 27.5mm.



Ethanol – what is it?

Ethanol is an alcohol produced from bio-mass sources such as sugarbeet or corn. As a renewable element rather than a fossil fuel, it is added to petrol to lower the carbon footprint. E5 fuel has up to 5% ethanol component and is branded with names such as Supreme, Super, V-Power and Excellium. The new, much more widely available E10 fuel contains 10% ethanol.

What's the problem?

For most cars and motorcycles built since 1996, other than a small loss of power and an increase in fuel consumption, ethanol fuels are not a problem. There can be serious issues for older vehicles not designed for modern fuels. As ethanol breaks down it forms acids that attack the metals used in older carburettors and fuel pumps as well as the non-compatible hose, seal and gasket materials, with the resultant risk of leaks.

Ethanol-blended fuels are a particular problem for older classic and vintage vehicles because they are often not driven on a regular basis, giving the fuel time to separate. The key term here is "phase separation". Ethanol tends to absorb the water naturally found in petrol and in the air. This results in the separation of the ethanol-water mix from the petrol, forming layers in the tank.

How does ETHANOLMATE help?

ETHANOLMATE is the leading product for classic vehicles for use with the new ethanol-containing petrol. It functions as an acid corrosion inhibitor, fuel stability improver and biocide. ETHANOLMATE helps prevent fuel degradation in storage in the fuel tank. It provides excellent protection against fuel system corrosion due to increased acidity which can occur when petrol-containing ethanol is stored for any length of time. Protects against gum and resin build-up and carbon deposits. Cleans carburettors, injectors, filters and fuel lines of existing deposits. Can improve driveability, increase fuel economy, restore power and reduce emissions. Suitable for use in 2 and 4 stroke engines.

How do I use ETHANOLMATE?

Just add to the tank when refuelling using the graduated dispenser. A bottle treats 250 litres of petrol. Most engines manufactured prior to 1996 would benefit from the use of ETHANOLMATE.

ETHANOLMATE[®]



WORRIED ABOUT ETHANOL DAMAGE TO YOUR CLASSIC CAR OR MOTORCYCLE?

- Prevents acid formation due to deterioration of the ethanol component in modern fuels
- Protects against acid corrosion in metal fuel line components
- Protects against gum and resin build up and carbon deposits
- Cleans carburettors, injectors, filters and fuel lines of existing deposits
- Can improve driveability, increase fuel economy, restore power and reduce emissions
- Suitable for use in 2 and 4 stroke engines
- Can be used with modern e5, e10 fuels and with catalytic converters
- 250ml treats 250 litres

Ethanolmate[®] Stabilizes Prevents and Protects

FLEXOLITE

BRCF Brass Hose Ferrule. Available with ID sizes - 12.7mm, 13.3mm, 14.3mm, 14.4mm, 15.1mm, 15.9mm, 16.7mm, 17.4mm, 18.2mm, 19.1mm, 19.8mm, 20.6mm, 22.2mm, and 22.9mm.

HEC Rubber Hose End Cap.

HEC4 11 -13mm rubber end cap for OD hose 1/4" or 5/16"

HEC6 14 -16mm rubber end cap for OD hose 3/8" hose

HEC8 17-19mm rubber end cap for OD hose 1/2" hose

HOSE CLIPS



ZPOC

ZNBC

MSSW

GWC

ZPOC Double eared 'O' clips, with two crimp ear tabs.

Available with ID sizes - 1/4", 5/16", 3/8", 7/16", 1/2", 9/16", 19/32", 5/8", 3/4", 7/8", 1", 1-1/16" and 1-3/16".

ZNBC Zinc plated mild steel nut and bolt fuel pipe clip.

Available with ID sizes - 9mm, 10mm, 11mm, 12mm, 13mm, 14mm, 15mm, 16mm, 17mm and 18mm.

MSSW High torque, swivel bridge captive nut clip. All Stainless Steel 'Mikalor Supra W4' clamp - Swivel bridge, bevelled edges, captive nut - high torque (up to 10Nm) for high pressure applications.

MSSW4-19 range 17 - 19mm.

MSSW4-21 range 19 - 21mm.

MSSW4-23 range 21 - 23mm.

GWC-WIRE Gemelli Double Wire Clip - Zinc plated steel and alloy coated wire 2.4mm diameter. Super grip hose clip fitted as original equipment to most cars.

GWC26 range 22 - 25mm.

GWC29 range 25 - 29mm.

GWC32 range 28 - 32mm.

GWC35 range 31 - 35mm.

GWC40 range 35 - 40mm.

GWC43 range 38 - 43mm.

GWC48 range 43 - 48mm.

GWC53 range 47 - 53mm.



726 Nesthill

CA1454

726 Nesthill type brass hose clip with brass toggle tightening tail. Authentic style under bonnet detail on pre-war vehicles. Made to suit specific outside diameters of hose. The minimum size that we can offer is 20mm, the maximum size that we can offer is 100mm diameter. An accurate measurement of the outer diameter of your hose is essential to tailor the size the clip will close up to. **These clips are not designed to be adjustable for a 'size range' but are made to a specific and particular size** in approx 1/8" increments. The clip is 14.25mm wide. Offered in self colour brass only.

CA1454 'Enots' type vintage period brass hose clip with tightening screw. **Please note that these are made to specific sizes** in approx 1/8" increments - the minimum size we can offer is for 19mm outside diameter hose and the maximum is 75mm. There is very limited tightening/adjustment on these clips so please supply an accurate hose measurement. Offered in self colour brass only.

STAINLESS JUBILEE CLIPS



779

Sold individually or in packets of 10

779 Stocked in the following sizes --

00	adjustment 12 to 19mm
0	adjustment 16 to 22mm
0X	adjustment 19 to 25mm
1	adjustment 25 to 35mm
2A	adjustment 30 to 45mm
2	adjustment 38 to 53mm
2X	adjustment 45 to 60mm
3	adjustment 50 to 70mm

RADIATOR HOSE



519

519 Straight lengths of reinforced black hose for radiators etc. We supply pieces 0.5 metre long, with internal bore sizes, 13mm, 16mm, 19mm, 22mm, 25mm, 28mm, 32mm, 35mm, 38mm, 42mm, 45mm, 48mm, 51mm, 54mm, 57mm, 60mm, 63mm, 70mm, 76mm. Wall thickness approx 4mm.

JOINTING MATERIALS



431

430

Paper gasket/jointing Sheet 1000mm x 500mm approx

987 0.006" (0.15mm) thick

988 0.010" (0.25mm) thick

430 1/64" (0.4mm) thick

431 1/32" (0.8mm) thick

878 1/16" (1.5mm) thick

Tel. +44 (0) 1684 212882



Cork sheet - neoprene bonded cork

Sheet 1000mm x 500mm approx

432 1/16" (1.5mm) thick

433 1/8" (3mm) thick

432A 1/16" (1.5mm) thick circle offcut 385mm dia



Oil seal felt - quality felt sheet

Sheet 150mm x 150mm square approx

125 4.5mm approx thick

126 6mm approx thick

127 10mm approx thick

128 12mm approx thick



Insulation material: 10m rolls

CA1046 Glass fibre insulation webbing, for wrapping around exhaust pipes etc. 50mm wide. Also available in 30m roll

CA1046A Glass fibre insulation yarn for wrapping exhaust pipes etc. nominal 6mm diameter. Also available in 100m roll




Hard red fibre sheet

Red vegetable fibre sheet for cutting washers etc
Supplied in sheets of **300mm x 300mm only.**

CA584 1/32" (0.8mm) thickness

CA585 3/16" (1.2mm) thickness

CA586 1/16" (1.6mm) thickness




Graphited sheet

Laminated graphite jointing sheet for cutting exhaust manifold gaskets etc from. Thin metal lamination between top and bottom graphite layers. This material can be cut with a sharp knife or scissors. Offered in sheets **500mm x 330mm.**

121 sheet 1.5mm thick

121A sheet 2.0mm thick


122 sheet 3.0mm thick



Shim stock packs

CA573 Steel shim stock pack, 8 pieces 6" x 11" (150mm x 275mm) of different thickness - one sheet each of 0.002", 0.003", 0.004", 0.005", 0.006", 0.008", 0.010" and 0.015"


WIRE MESH




904 Brass double crimp wire mesh 16swg, approx 1/2" (12mm) aperture. For making radiator and headlamp stoneguards. We stock this in 1000mm x 1250mm sheets and supply in nominal 12"/300mm square increments.

Sold per 300mm square or per full sheet


904S as above, supplied in 1000mm x 625mm sheets.



As 904 but woven in diagonal weave - **Sold in full sheets only**
904A Sheet size 500mm x 600mm
904D Sheet size 625mm x 1000mm



904F




904G

904F Fine woven brass mesh (wire cloth). Size. 30 no mesh - 0.3mm wire diameter, 0.6mm aperture (567 microns). Ideal for horn mesh or coarse oil/fuel filter screen. Sold in 6" squares (150mm x 150mm).

904G Very fine woven brass mesh (wire cloth). Size 60 no. mesh - 0.17mm wire diameter, 0.25mm aperture, found in some fuel taps with integral filter mesh, carburetors and float chambers. Sold in 4" squares (100mm x 100mm).

ALUMINIUM SHEET



CA918 Ribbed aluminium sheet with approx 8 ribs per 25mm. Sheet size 2000mm x 1000mm with the ribs running the full length of the sheet. Ribbed on both sides, thickness 1.2mm. We can offer either full a sheet or half sheet (2000mm x 500mm) which incurs a cutting charge as shown on price. **Please will customers consider the transport implications of this part!** Collection from our premises is the preferred arrangement. However if we have to despatch there will be a packing charge alone of at least £60 as it needs to be sent flat.

MOTORING HELMETS



753



753

753 A really good quality soft leather helmet, enabling open air motoring in style and comfort. Made from the best quality hide, with a cloth lining. Detail includes adjustable chin strap, ear flaps, goggle retaining strap, deep neck extension, thumb strap for easy removal. The quality of these leather helmets would be very difficult to fault. We stock brown only in small (approx 520mm round), medium (approx 540mm round), large (approx 565mm round) and extra large (approx 600mm round). Please specify size when ordering. Should a helmet not fit the head for which it was ordered, return it quickly to us and unmarked and we will replace with a size up or down as requested.

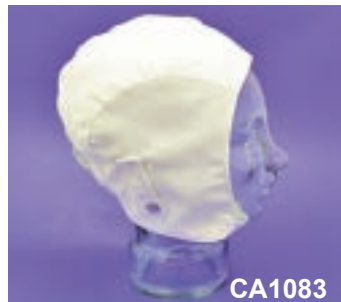


CA1081



CA1081

CA1081 Leather motoring helmet - 'Spitfire' style. A really good quality soft leather helmet with lower neck protection flap, enabling open air motoring in style and comfort. Made from best quality hide with a chamois leather lining. Detail includes adjustable chin strap with both stud and buckle fastening, ear flaps with perforation under that can be fastened open and closed, goggle retaining strap and button back peak. The quality of these leather helmets would be very difficult to fault or better. Available in brown only in sizes medium (approx 540mm round), large (approx 565mm round) and extra large (approx 600mm round).



CA1083



CA1083 Beautifully made motoring helmet in best quality linen. Offered in small, medium, large and extra large sizes. Without lower neck protection flap, exclusive to ourselves.

Sizes for linen motoring helmets:

Small (approx 520mm round), **Medium** (approx 540mm round), **Large** (approx 565mm round) **Ex large** (approx 600mm round) Should a helmet not fit, return it quickly to us and unmarked and we will replace with a size up or down as requested.

Motoring Caps



CA1102A

CA1102A Kestral motoring cap. Well made full shape eight piece wool tweed cap of a style from the 1920's. Fully lined hat that will cover the head well, these caps are made to order (3 to 4 weeks delivery). Please take care to provide the correct size.



CA1102B

CA1102b Brooklands motoring cap. A well made tweed peak hat, lined inside, with neck and ear flaps. Good quality wool cap in a tweed cloth. These caps are made to order (3 to 4 weeks delivery). Please take care to provide the correct size.




CA1102c

CA1102c Gamecock motoring cap. A well made traditional peak cap hat, lined inside. Good quality wool cloth in a variety of colours. These caps should fit well on the head and will pull well down for a good fit. These caps are made to order so please allow 3 to 4 weeks delivery.

Please note that all of these hats are made to order- an accurate head size measurement is needed. Various cloth colours and patterns are available. Please see below. Approximate head circumference **small** 56cm, **medium** 58cm, **large** 60mm, **extra large** 62cm



Aire



Dearn



Derwent




Dove



Esk




Loxley




Ribble



Tees



Twiss




Wharfe

GOGGLES & SPARES



754L

754L Mark 9 brown leather traditional style motoring goggles specially designed to ensure a snug and comfortable fit, 17cm wide x 8cm high. silver/grey paint over solid brass frames with screw thread adjustable nose-bridge, hand stitched soft leather padded surround, angled shatterproof/stratch resistant lenses, one size fits all fully adjustable headband, lined with silicone strips for extra grip.



754-Mk8

754-Mk8-brn Mark 8 RAF style brown leather traditional style motoring goggles specially designed to ensure a snug and comfortable fit, 17cm wide x 8cm high. RAF blue paint over solid brass frames with adjustable nose-bridge slider, hand stitched soft leather padded surround, angled split shatterproof/stratch resistant lenses, one size fits all fully adjustable headband, lined with silicone strips for extra grip, suitable for wearing over open-faced helmets.



754-Mk10

754-Mk10 Mark 10 black leather traditional style motoring goggles specially designed to ensure a snug and comfortable fit, 17cm wide x 8cm high. Gloss black paint over solid brass frames with screw thread adjustable nose-bridge, hand stitched soft leather padded surround, curved one piece shatterproof/stratch resistant lenses, one size fits all fully adjustable headband, lined with silicone strips for extra grip.



754-Mk46

754-Mk46-brn Mark 46 brown leather traditional style motoring goggles specially designed to ensure a snug and comfortable fit, 17cm wide x 8cm high. Chrome plated over solid brass frames with adjustable nose-bridge slider, hand stitched soft leather padded surround, curved one piece shatterproof/stratch resistant lenses, one size fits all fully adjustable headband, lined with silicone strips for extra grip.



754-Mk49

754-Mk49-Brn Mark 49 brown leather traditional style motoring goggles specially designed to ensure a snug and comfortable fit, 17cm wide x 8cm high. Polished solid brass frames with screw thread adjustable nose-bridge, hand stitched soft leather padded surround, angled split shatterproof/stratch resistant lenses, one size fits all fully adjustable headband, lined with silicone strips for extra grip. Also available in black.



754S Replacement elasticated headband for most goggles - available in black or brown

LEATHER ACCESSORIES



364

364 Starting handle strap pocket - brown or black leather. 100mm long pocket with a 38mm inside diameter. Strap 500mm long for bolting on to the chassis.



Toolbag1

TOOLBAG1 - Leather tool bag. 'Toby' embossed. Locally made by a Master Saddler from Malvern. Superb waxed leather. 3mm thick brown leather with reinforced lid and base, double thickness carrying handle with two all round 25mm fastening straps with brass buckles. Overall dimensions 37cm long x 17cm wide x 17cm tall. Internal dimensions 35cm long x 15cm wide x 14.5cm deep



Toolbag2

TOOLBAG2 Premium Leather Tool Bag - 'Toby' embossed. Superb locally made by a Master Saddler from Malvern, quality tool bag made from saddle quality leather. 2.5mm thick leather with riveted double thickness carrying handle and two all round 25mm fastening straps, finished with polished stainless steel buckles and leather keeps, overall dimensions 41cm long x 15cm deep x 19cm tall (excluding handle). Available in BROWN or BLACK leather.

LEATHER BONNET STRAPS




427-2

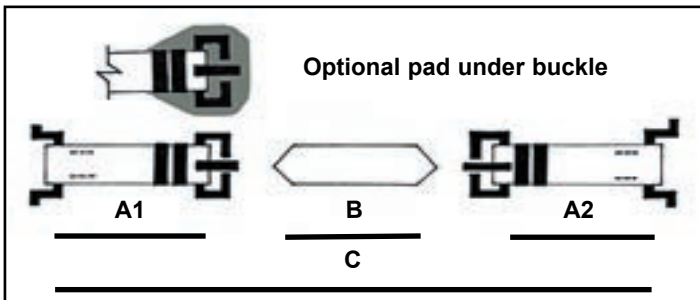
427-2 Leather bonnet strap. Made to order to specific measurements using quality brown or black leather. Widths available 31mm or 38mm or 51mm. This pattern is made as a two part strap, buckle on one strap, pointed end on other. Footman staples at ends. With or without pad under buckle. Note that the maximum length of any leather piece is 140cm without a join.



427-3 Leather bonnet strap. Made to order to specific measurements using quality brown or black leather. Widths available 31mm or 38mm or 51mm. This pattern is made as a three part strap. Buckles on the two side straps, pointed end plain strap over the bonnet top. Footman staples at side strap ends. With or without pad under buckles.



427-4 Leather bonnet strap. Made to order to specific measurements using quality brown or black leather. Widths available 31mm, 38mm or 51mm. This pattern is made as a three part strap. Buckles on the top strap, pointed end plain strap to both sides. Footman staples at side strap ends. With or without pad under buckles.




427-5 Leather spare wheel strap with chrome on brass ring centre. Made to order to specific measurements using quality brown or black leather. Widths available 31mm, 38mm or 51mm. This pattern is made as a two part strap, buckle on the main strap or on the tie strap. Footman staples at ends.

When ordering belts :-


Please email a drawing to us for pricing purposes - clearly advising required dimensions on the image. Please provide separate measurements. Email: info@vintagesupplies.com. Normally we provide plated fittings. Belts can be made with your original fittings if required. No holes are punched into the plain strapping. Belts are supplied with one fixed keeper and one sliding keeper near buckle. Note that the maximum length of any leather piece is 140cm without a join. For straps A,B and C, please note that dimension C should be the joined up length of strap, allowing enough length on straps A and B for the strap to pass through the buckle and be fastened.

BONNET TAPE

Canvas bonnet tape, impregnated with preservative to produce a dark brown, stiff tape as the original product. This tape is used as the rubbing strip between the bonnet (hood), radiator cowl and body scuttle. Supplied in flat or double beaded section and in the widths listed below.



- All sold per metre**
Flat tape approx 3mm thickness
270 3/8" (10mm) wide
231 1/2" (13mm) wide
271 5/8" (16mm) wide
232 3/4" (19mm) wide
248 1" (25mm) wide
920 1 1/4" (32mm) wide



- Double beaded** approx 4.5mm thickness
880 1/2" (13mm) wide
246 5/8" (16mm) wide
230 3/4" (19mm) wide
247 1" (25mm) wide
 Bonnet tape also available in 30 metre rolls.



654 Copper split bifurcated rivet. 7.5mm head, stem 3.8mm x 11mm. For fixing bonnet tape etc. Sold in packets of 10 pieces.



Premium Leather Bonnet Straps & Luggage Straps

A new range of premium leather bonnet straps and luggage straps. Made in Britain from thick saddle quality leather with heavy duty polished stainless-steel buckles. Two part bonnet strap kits are available in a range of widths, brown or black leather, with a stitched felt lining and full fitting kit. Toby bonnet straps are available as made-to-measure, or as a complete kit for you to cut to length and fit.



Sturdy polished stainless-steel buckles and thick saddle quality leather



427-2P-15-BLK
1 1/2" Two-part lined bonnet strap kits in black leather



427-2P-MOG
2" Sheepskin lined bonnet strap kits for Morgans, black or brown



427-2P-125-BLK
1 1/4" Two-part lined bonnet strap kits in black leather



427-2P-2-BRN
2" Two-part lined bonnet strap kits in brown leather



Embossed buckle-pads and stitched felt linings to protect bodywork



427-4P-OP
Three-part (twin buckle) lined bonnet straps cut to length kit



427-4P-ST
Three-part (twin buckle) lined bonnet straps made-to-measure



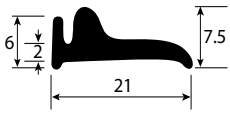
427LUG-BRN
1 1/2" Luggage strap set in brown leather



427LUG-BLK
1 1/2" Luggage strap set in black leather

RUBBER & SPONGE EXTRUSIONS

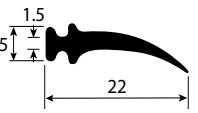
A extensive range of rubber profiles, many exclusively remade to original dimensions. Glazing strips, window seals, door frame & bonnet seals, edging, wing beading. Sold by the metre. Everything to replace perished or leaking seals.



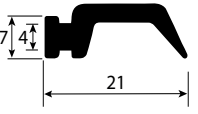
Window Frame
SKU: RM1
6mm base x 21mm overall, 2mm neck.



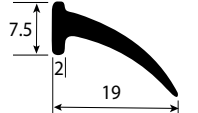
Window Frame
SKU: RM2
10mm base x 19mm overall, 6mm neck.



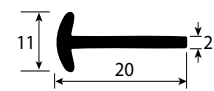
Window Frame
SKU: RM3
5mm base, 22mm overall, 2mm neck.



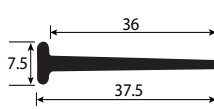
Window Frame
SKU: RM4
7mm base, 25mm overall, 3.5mm neck.



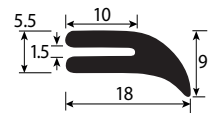
Window Frame
SKU: RM6
7.5mm base x 19mm long approx.



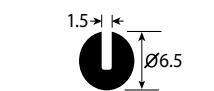
Rubber T Extrusion
SKU: RM7
11mm across top x 20mm high



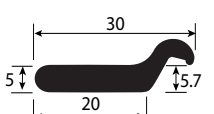
Rubber T Flap
SKU: RM8
7.5mm base x 36mm long



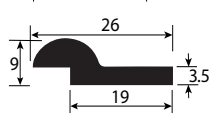
Flanged Channel
SKU: RM9
18mm overall, slot 10mm x 15mm wide.



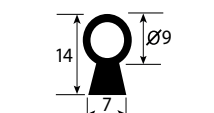
Plain Round Channel
SKU: RM10
6.5mm diameter with 1.5mm slot.



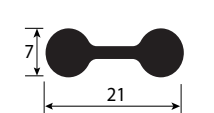
Bonnet Rest Rubber
SKU: RM12
flat base 20mm, height 10mm, 30mm overall



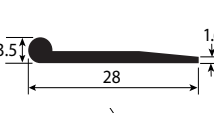
Bonnet Rest Rubber
SKU: RM13
Flat base 19mm, height 9mm, 26mm overall



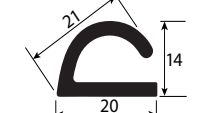
Hollow Bead
SKU: RM15
9mm bead, 14mm overall, 7.5mm base.



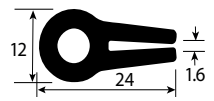
Double Bead
SKU: RM17
21mm x 7mm



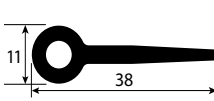
Beaded Flap
SKU: RM18
3.5mm bead x 28mm wide, 1.6mm thick tail.



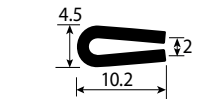
Rubber Extrusion
SKU: RM19
base 20mm, flange 26mm extended, approx 21mm at rest.



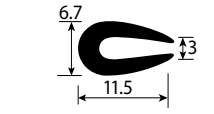
Hollow Bead
SKU: RM20
12mm x 24mm overall, slot 2mm.



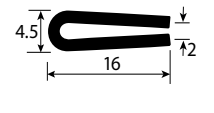
Hollow Bead & Flap
SKU: RM21
11mm bead x 38mm overall



Edge Trim
SKU: RM22
10.2mm x 4.5mm with 2mm slot



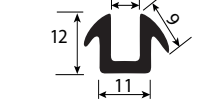
Edge Trim
SKU: RM23
11.5mm x 6.7mm with 3mm slot



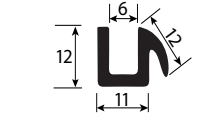
Edge Trim
SKU: RM24
16mm x 4.5mm with 2mm slot



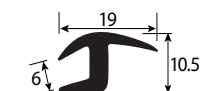
Square Edge Trim
SKU: RM25
Three sizes, for 3mm, 4.5mm or 6mm glass



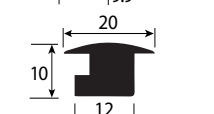
U Channel + Tails
SKU: RM26
For 6mm glass, 12mm tall, 11mm base



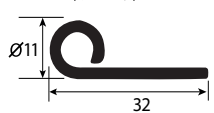
U Channel & Tail
SKU: RM28
For 6mm glass, 12mm deep, 11mm wide.




Rubber Extrusion
SKU: RM29
10.5mm x 19mm overall.



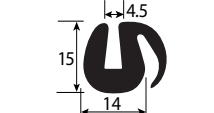
Roof Seal
SKU: RM31
Base 12mm, top width 20mm, height 10mm.



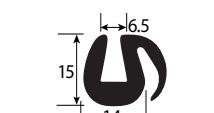
Split Tube & Tail
SKU: RM33
32mm x 11mm overall, 2mm thick.



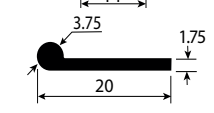
Tank Strap Protect
SKU: RM34
41mm x 5mm, 34.5mm between inside faces.



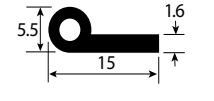
Glazing 4.5 Glass
SKU: RM37A
15mm x 15mm body, flange tail 21mm long.



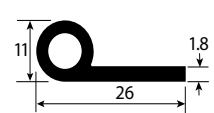
Glazing 6mm Glass
SKU: RM37B
15mm x 15mm body, flange tail 21mm long.



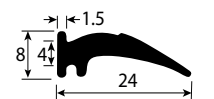
Beaded Flap
SKU: RM39
3.75mm bead x 20mm overall, 1.75mm thick tail.



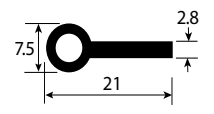
Hollow Bead & Tail
SKU: RM40
5.5mm bead x 15mm overall, 2mm flange



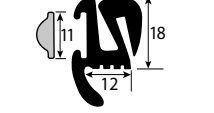
Hollow Bead & Tail
SKU: RM41
11mm bead x 26mm overall, 2mm flange



Windscreen Rubber
SKU: RM43
Base 8mm, overall 24mm, neck 4mm.



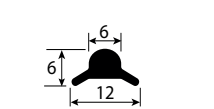
Hollow Bead & Tail
SKU: RM46
7.5 bead x 21mm overall, 2.3mm flange.



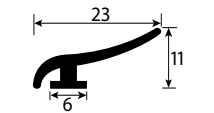
Glazing Rubber Trim
SKU: RM47
With 'chrome' filler strip approx 5.5 & 3mm slots



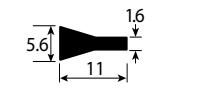
Long Angle
SKU: RM48
15mm x 9mm x 1.8mm thickness approx



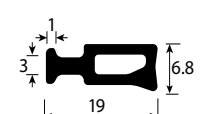
Rubber Extrusion
SKU: RM49
Approx 12mm across base x 6mm body depth.



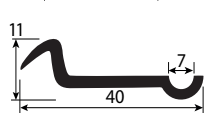
Quarterlight Seal
SKU: RM51
Base 6mm, 11mm high, Overall width 23mm



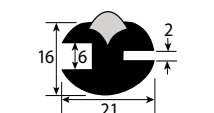
Solid wedge
SKU: RM58
Used as Sheerline quarterlight seal



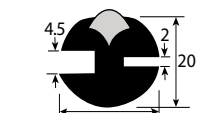
Hollow T Section
SKU: RM62
19mm x 6.8mm thick, reducing to 3.5



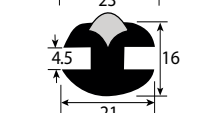
Bonnet Rest
SKU: RM64
40mm overall width, 2mm thickness.



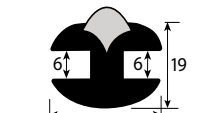
Glazing Strip
SKU: RM634
Black or Chrome filler strip



Glazing Strip
SKU: RM769
Black or Chrome filler strip



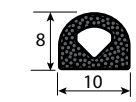
Glazing Strip
SKU: RM1295
Black or Chrome filler strip



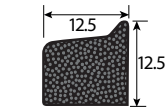
Glazing Strip
SKU: RM1186
Black or Chrome filler strip

SPONGE RUBBER EXTRUSIONS

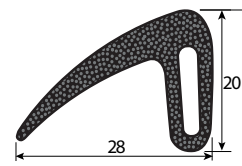
Sponge profiles remade to original dimensions. Soft black skinned. Profiles with **SA** in the product code have self adhesive tape ready applied. Stop the draughts, rattles and leaks with new foam rubber seals.



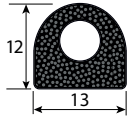
Small Hollow 'D'
SKU: SR2
10mm base x 8.5mm tall. Soft skinned black.



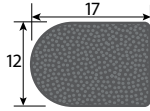
Square with Lip
SKU: SR20
Firmer skinned section
12.5 x 12.5mm



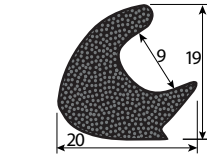
Land Rover Door
SKU: SR97
20mm base, 28mm tall very flexible flange section



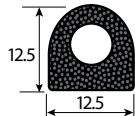
Large Hollow 'D'
SKU: SR4
13mm base x 12mm tall. Soft skinned black.



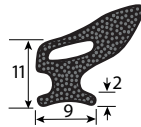
Grey Domed Oblong
SKU: SR21
GREY ONLY 17mm x 12mm



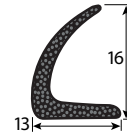
Flanged Seal
SKU: SR25
Base 16mm wide, overall 20mm x 19mm



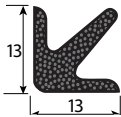
Self Adhesive 'D'
SKU: SR4SAB
MG and Jaguar Seal (O.E. part BD 2159)



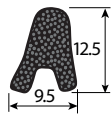
Door Seal
SKU: SR24
Softer black skinned section



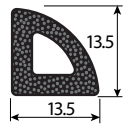
Curved Lip Seal
SKU: SR27
Flat base approx 13mm wide, 15mm high



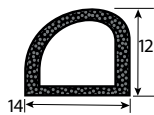
Arrow Head
SKU: SR10
Black 15 x 15mm
Grey 13 x 13mm



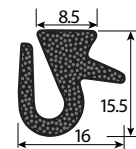
Solid Arrow Head
SKU: SR36
12mm tall x 10mm wide approx. Soft skin



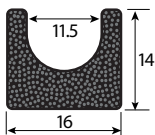
Hollow Quadrant
SKU: SR14
Black skinned hollow section.



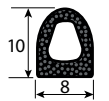
Hollow 'D'
SKU: SR31
14mm base x 12mm tall, wall 1.5mm



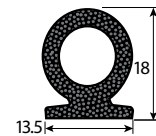
Sponge Extrusion
SKU: SR117
Base 8.3mm, overall 15mm x 16mm



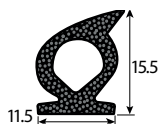
Hollow Gutter
SKU: SR15
Black skinned section. 16 x 14mm



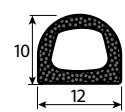
Sponge 'D' Section
SKU: SR131SAB
Used for many classic sealing applications



Door Seal
SKU: SR147SAB
Self adhesive, dual hardness door seal. Ideal for general sealing, doors & windows



Dual Hardness Seal
SKU: SR126SAB
Used in many classic car doors & windows



Sponge 'D' Section
SKU: SR132SAB
Self adhesive backed expanded EPDM

SPONGE SECTIONS

Skinned round expanded sponge cord and half round. Good for general sealing applications.



Full-size sections.
Round 4mm to 12mm
Half-round 12.5mm to 25mm



SKU: SRC & SHR







EXPANDED SPONGE STRIP

Extruded sponge rectangular section, skinned on all four sides.



Rectangular sections
from 3mm to 13mm
thick, and upto 25mm
long

SKU: SSS



EXPANDED NEOPRENE

Closed cell sponge with self adhesive backing strip. Will only absorb moisture into the cut hollow cell.



SKU: ANS

3mm x 8mm

3mm x 13mm

3mm x 25mm

6mm x 25mm

6mm x 38mm

10mm x 25mm

10mm x 38mm

12mm x 25mm

12mm x 38mm

20mm x 25mm

25mm x 25mm

25mm x 38mm

SPONGE SECTIONS




Black expanded neoprene closed cell skinned sponge rubber, half round section. Sold per metre.

- SHRa** 12.5mm base x 6.5mm thick
- SHRb** 16mm base x 8mm thick
- SHRc** 25mm base x 12.5mm thick


Black expanded neoprene closed cell skinned round sponge cord. Sold per metre

- SRCd** 4mm diameter
- SRCe** 6mm diameter
- SRCa** 8mm diameter
- SRCb** 10mm diameter
- SRCc** 12mm diameter



Expanded neoprene EPDM sponge strip, self-adhesive. Closed cell sponge with self adhesive backing strip. Will only absorb into the cut hollow cell. **Sold per metre**

- ANSa** 3mm thick x 13mm wide
- ANSb** 3mm thick x 25mm wide
- ANSc** 6mm thick x 25mm wide
- ANSd** 6mm thick x 38mm wide
- ANSe** 10mm thick x 25mm wide
- ANSf** 10mm thick x 38mm wide
- ANSg** 12mm thick x 25mm wide
- ANSh** 12mm thick x 38mm wide
- ANSI** 20mm thick x 25mm wide
- ANSp** 25mm thick x 25mm wide
- ANSq** 25mm thick x 38mm wide
- ANSr** 3mm thick x 8mm wide
- ANS-100E** 10mm thick x 2mm wide



Expanded neoprene EPDM sponge strip. Extruded sponge rectangular section, skinned on all four sides. **Sold per metre**


- SSSa** 3mm x 16mm
- SSSb** 6mm x 12mm
- SSSc** 12mm x 12mm
- SSSd** 10mm x 19mm
- SSSe** 6mm x 19mm
- SSSf** 10mm x 16mm
- SSSg** 13mm x 25mm




SR131SAB - Sponge 'D' Section - Self Adhesive
Self adhesive backed expanded EPDM Sponge D Section. 8mm base with adhesive backing, 10mm high.



SR132SAB - Sponge 'D' Section - Self Adhesive
Self adhesive backed expanded EPDM Sponge D Section. 12mm base with adhesive backing, 10mm high.

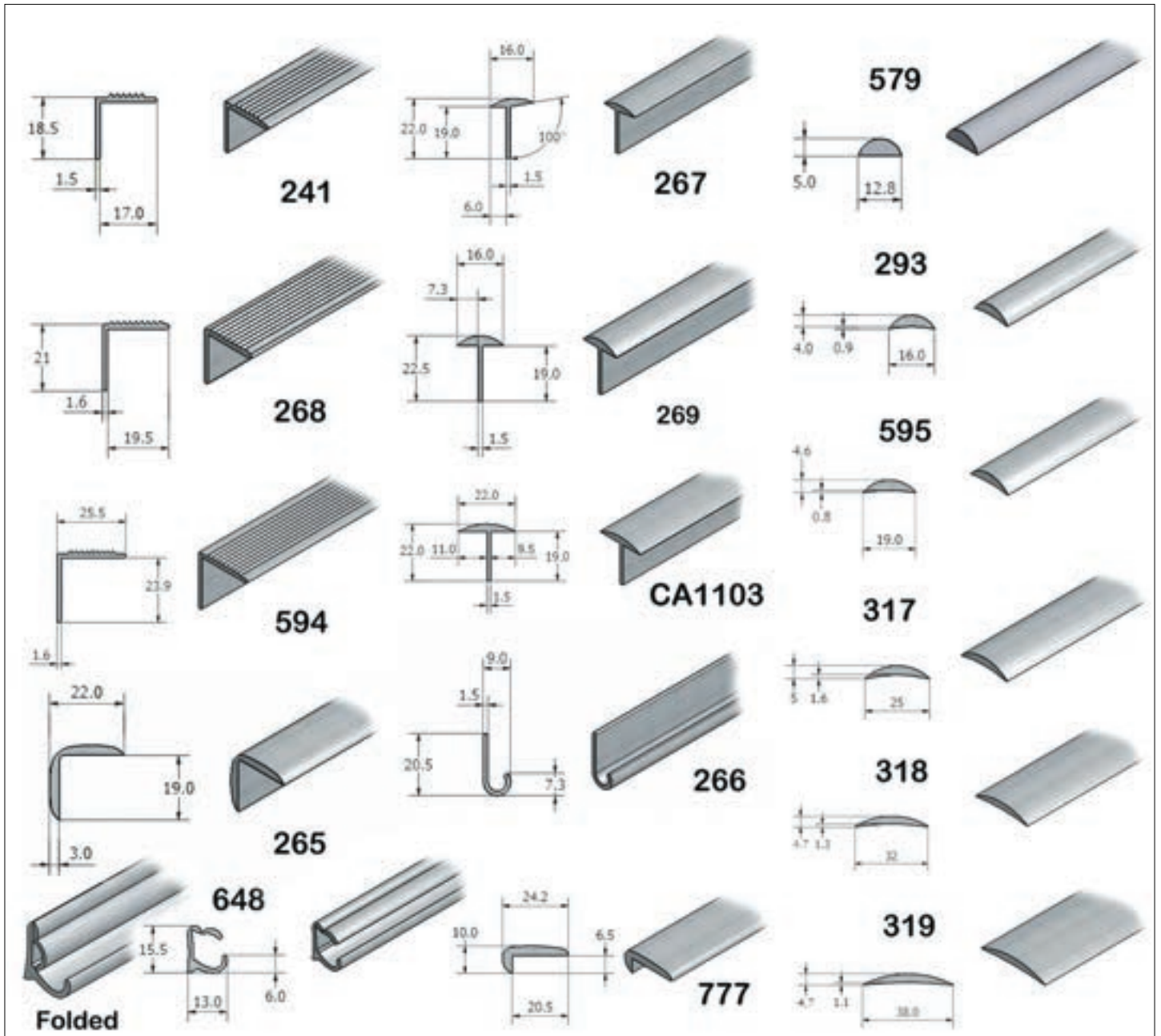


SR126SAB - Sponge Door Seal - Dual Hardness - SA
Self-adhesive backed DUAL HARDNESS EPDM/sponge door seal. 15.5mm high, 11.5mm wide base. Ideal for classic car door, window and general sealing applications



SR147SAB - Sponge Door Seal - Dual Hardness - SA
Self-adhesive backed DUAL HARDNESS EPDM/sponge door seal. 18mm high, 13.5mm wide base, 15.5mm diameter sponge bead section. Ideal for classic car door, window and general sealing applications

ALUMINIUM STRIP



Aluminium profile sections. Supplied in 2m lengths unless stated otherwise.

- 265** Rounded angle, running board edge 21mm x 20mm
- 266** 'J' section drip moulding 20mm x 9mm
- 267** Tee section offset, 16mm wide across top, flange 19mm x 2mm thick.
- CA1103** Tee section offset, 22mm wide across top, flange 19mm x 2mm thick.
- 269** Tee section equal, 16mm wide across top, flange 19mm x 2mm thick.
- 241** Fluted angle, running board edge 19mm x 19mm.
- 268** Fluted angle, running board edge 23mm x 23mm
- 594** Fluted angle, running board edge 25mm x 25mm
- 777** Cope moulding, 25mm x 10mm
- 648** Gutter section with fold over flap to cover fixing screws when fitted. 16mm x 13mm. Supplied in 7ft (2.13 metre) lengths only

Please note that these products are over length for the standard parcel delivery unless cut in to shorter pieces (to allow a maximum 1200mm parcel size). In order to send with the standard courier service, cutting lengths have to be 1100mm maximum, thus ensuring the parcel is less than the 1200mm maximum.


Aluminium half round profiled sections. Supplied in 2m lengths

- | | |
|------------|-----------------------|
| 579 | 13mm base x 5mm tall. |
| 293 | 16mm base x 5mm tall. |
| 595 | 19mm base x 5mm tall. |
| 317 | 25mm base x 5mm tall. |
| 318 | 32mm base x 5mm tall. |
| 319 | 38mm base x 5mm tall. |

We can supply **579, 293** and **595** above in **4 metre lengths**, however they have to be coiled for transport.

Please note that these products are over length for the standard parcel delivery unless cut in to shorter pieces (to allow a maximum 1200mm parcel size). In order to be sent with the standard courier service, cutting lengths have to be 1100mm maximum, thus ensuring the parcel is less than the 1200mm maximum.


BRASS & NICKEL RUNNING BOARD EDGE



CA1407-N

CA1407-N Nickel plated brass running board edge strip. Fluted angle, nickel plated brass running board edging. Measures 18mm across by 18 mm down the side with 6 ribs on top. 1.7mm thick flat side with 2mm thick fluted section - 1mm thick in flute troughs.

Sold in 2 metre lengths as standard but can be cut to reduce delivery charges.



CA1407-B

CA1407-B Brass running board edge strip. Fluted angle, solid brass running board edging. Measures 18mm across by 18 mm down the side with 6 ribs on top. 1.7mm thick flat side with 2mm thick fluted section - 1mm thick in flute troughs.

Sold in 2 metre lengths as standard but can be cut to reduce delivery charges.


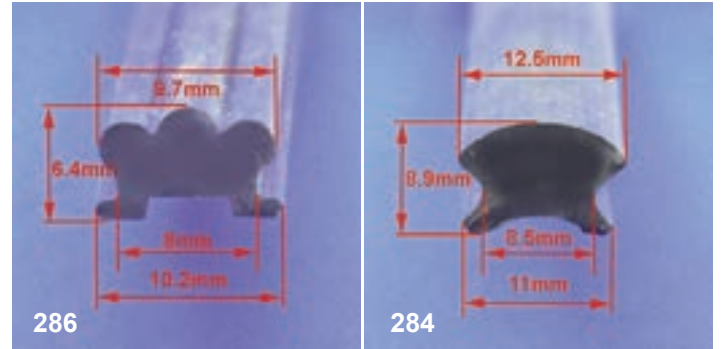
Extruded aluminium running board strip and black rubber filler
Sold by the full meter or in a 2 meter length, i.e. only full meter quantity orders please, regardless of cut lengths requested. This product can be sent straight or, if over 1.1m can be coiled to reduce shipping fees. The aluminium strip is supplied with the filler strip (not fitted).

287 Strip 5/8" (16 mm) wide, complete with ribbed rubber tread filler.

282 Strip 5/8" (16 mm) wide, complete with rounded rubber tread filler.

283 Strip 3/4" (19 mm) wide, complete with rounded rubber tread filler.

237 Strip 7/8" (22 mm) wide complete with rounded rubber tread filler.



Rubber Tread Filler available per metre.


286 Ribbed rubber tread filler for 5/8" wide strip

284 Rounded rubber tread filler for 5/8" wide strip

285 Rounded rubber tread filler for 3/4" wide strip


238 Rounded rubber tread filler for 7/8" wide strip

ALUMINIUM STRIP WITH INSERT




287

282



283

237



970A.19

970.19

970 Cast chrome on brass end cover plate, supplied with a locating hole. The finishing end for aluminium/rubber tread strips. Offered in three different size widths, 16mm, 19mm & 22mm.

Please note that the measurement relates to the outside width of the aluminium tread strip.

970.16 for 5/8" wide strip

970.19 for 3/4" wide strip

970.22 for 7/8" wide strip

970A Tread end cap. Pressed chrome on brass light pattern end cover plate, supplied with a drilled 3.6mm hole with flutes around the hole. A finishing end for aluminium/rubber tread strips. Offered in sizes

970A.16 for 5/8" wide strip


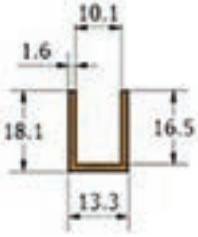
970A.19 for 3/4" wide strip

970A.22 for 7/8" wide strip

Tel. +44 (0) 1684 212882


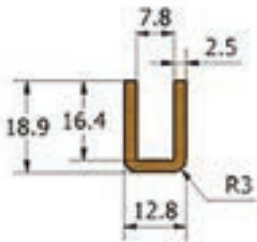
BRASS WINDSCREEN CHANNEL

Channel sold by the half meter **with a one meter minimum**. This can be cut to any size, however it is charged to the nearest 0.5m increment. For example, if you require 1.4m please add 1.5 quantity and specify 1.4m cut length.




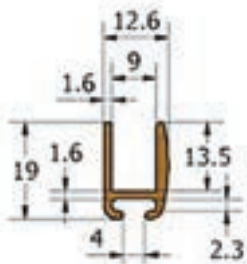
485

485 'U' section approx 13mm wide, 18mm high, groove approx 10mm. Straight sides with small radius to bottom corners.



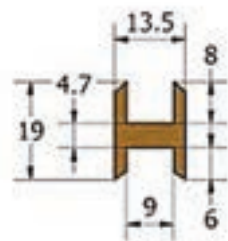
CA1101D

CA1101D 'U' section, approx 13mm wide, 19mm high, groove approx 7.7mm. Straight sides with small radius to bottom corners. This section has a 2.45mm thick wall.



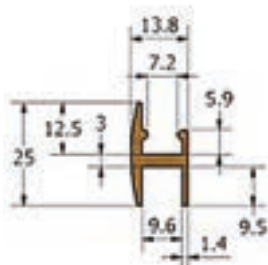
709

709 'U' bottom rail section approx 12.5mm wide, 19mm high, groove approx 9mm. With 4mm bottom channel to accept rubber sealing extrusion, RM1, RM3, RM4 etc.




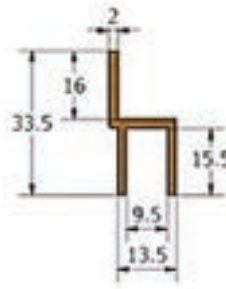
487

487 'H' section approx 13mm wide, 19mm high, groove approx 8.5mm.



484


484 'H' section approx 14mm wide, 25mm high, groove approx 9.5mm.



486

486 'H' section 15mm wide, 33mm high (upstand measures 16mm from flat) groove approx 9.5mm.

PIN BEADING



710

295

295 Brass pin bead, 3/8" (10mm) half round, lead filled beading. Nails at approx. 3.1/2" (90mm) intervals. **Stocked in 2 and 3 metre lengths but usually made to order - so please allow for a two to three week lead time.**

295C Brass pin bead, 5/16" (8mm) half round, lead filled beading, nails at approx. 90mm intervals. **Stocked in 2 metre lengths only. Usually made to order - so please allow for a two to three week lead time.**

710 Aluminium pin beading, a good value alternative to the above leaded beading. Polished finish, nails at approx 100mm intervals. **Supplied in 2.5 metres lengths.**

- A 10mm (3/8") wide across base
- B 12mm (1/2") wide across base



295E-A

295E-B

Brass end covers for lead filled pin bead. Neat brass end finishing cover for lead filled brass pin beading. With hole for fixing pin (not supplied). Available for 5/16" (8mm) or 3/8" (10mm) pin bead.

295E-A 3/8" (10mm) 10mm wide x 10mm long x 5mm tall
295E-B 5/16" (8mm) 8mm wide x 12mm long x 3mm tall



FOR OUR COMPLETE RANGE OF PRODUCTS SEE THE WEBSITE

WWW.VINTAGECARPARTS.CO.UK

NUMBER PLATES



NPA



Supplied in pairs or singles.
Pre 1963 styles - 3 1/2" digit size.

NPA Steel backplate with half round raised beaded edge. Early style for use as backplate or painted on digits. We offer 'oblong' shape, approx size 525mm x 135mm or 'square' shape, approx size 283mm x 255mm. Supplied as bare metal requiring paint.

BP Early style cast aluminium number plate available till the mid 30's. Solid cast with 3.1/2" (88mm) tall characters (max 6 per plate). Raised edge with square or rounded corners and digits. Polished and background black paint. Oblong (nominal 21" x 5") or square (nominal 11" x 9" or 14" x 9") depending on characters. **Please note** paint quality is limited by cast aluminum finish.

BR As above, but supplied as rough castings from foundry, require finishing and painting by the customer.

CA420 Early style cast aluminium number plate available till the mid 30's. Solid cast with 3.1/2" (88mm) tall characters (max 6 per plate). Raised edge with either square or rounded corners and digits. Finished in ground finish only, background black paint. Sizes as above and the same note regarding paint finish.



NP101

NP101 Cast aluminium number plate with shaped top for fitting rear lamp. Raised edge and digits, rounded corners. Polished with black background. One size only (13" x 11.5")




CA794a

CA794

CA794 Oblong cast aluminium number plate backplate, 530mm x 132mm, with raised half round edge. Supplied in self colour only (requires painting). This plate is suitable for signwritten numbers or for affixing cast digits

CA794a As above with end lamp brackets, 687mm overall x 132mm, with raised half round edge. Supplied in self colour only (requires painting). This plate is suitable for signwritten numbers or for affixing cast digits



CA794b

CA794c

CA794b Square cast aluminium number plate backplate with centre lamp bracket, 335mm wide x 300mm overall height, with raised half round edge. Supplied in self colour only (requires painting). This plate is suitable for signwritten numbers or for affixing cast digits

CA794c Similar to above with offset lamp bracket, 325mm wide x 317mm overall height, with raised half round edge.

CA794d Cast aluminium flat digits 3.5" x 2.5" (89mm x 63mm) with rear studs for fixing to steel or aluminium number plate blanks, original 1920's style. Please advise digits (letters and numbers) required.



C/H

F/J/K

C Pressed aluminium plate of pre 1963 style, 3.1/2" (88mm) digits (maximum of 6) embossed from rear with black stove enamel around. Raised edge plate (beadless available if required). Oblong (21"x 5" / 532mm x 126mm) or square (11" or 14"x 9.1/4" / 280mm or 355mm x 235mm).

F White plastic digit plate of pre 1963 style, 3.1/2" (88mm) flat top digits (maximum of 6) on black background plate. Oblong (21"x 5" / 532mm x 126mm) with beaded edge, or square beadless.

Post 1963 styles, 3' 1/8" digit size

H Pressed aluminium plate of 1963 to 1973 style. 3.1/8" (79mm) digits (maximum of 7) embossed from rear with stove enamel around. Raised edge plate, beadless available if required. Oblong (20.5" x 4.5" / 520mm x 114mm) or square (11.75" x 8.5" / 298mm x 216mm).

J White plastic digit plate of 1963 to 1973 style 3.1/8" (79mm) flat top digits (maximum of 7) on black background plate. Oblong (20.5" x 4.5" / 520mm x 115mm) bevel edge, or square beadless.

K Silver plastic digit plate of 1963 to 1973 style, 3.1/8" (79mm) flat top digits (maximum of 7) on black background plate. Oblong (20.5" x 4.5" / 520mm x 115mm) bevel edge, or square beadless.

Standard plate sizes:-

Pre 1962 plates

Pre 1962 registrations are 6 digit maximum with 3 1/2" digits - Oblong plate 21" x 5" beaded edge or 20 1/2" x 4 1/2" beadless. Square plate 11" or 14" x 9.1/4".

Post 1962 plates

1962 to 1976 registrations are 7 digit maximum with 3 1/8" digits. Standard size backing 20 1/2" x 4 1/2" (oblong) or 11 3/4" x 8 1/2" (square)

Black background number plates are only legal for vehicles registered before August 1976 in the historic taxation class only. Please note that we require clear copies of proof of entitlement and identity before we are able to supply any number plates [Vehicles (Crime) Act 2001]

www.vintagecarparts.co.uk

Tel. +44 (0) 1684 212882

WING MOUNT BOLTS




235B Mushroom headed bolt for securing mudguards/fender to stays. Supplied with nut. 25mm diameter head, stud 37mm long, threaded 1/4" BSW (approx 6mm) with 6.6mm square under head, zinc plated on steel.

CA1017A Large flat head steel wing mounting bolt, head 25mm diameter, thread 5/16"BSW x 38mm under head. 8mm square shank under head.

888 Chrome on brass head with a chrome on steel thread. Approx 25mm diameter, shallow dome head 3/8" BSW (approx 10mm) thread, 9.5mm square under head, length approx 32mm.

MANIFOLD NUT




104 Double depth brass hexagonal manifold nut

A - 5/16" BSF thread

B - 3/8" BSF thread

C - 1/4" BSF thread

WING NUTS



Brass wing nuts

CA1023-BSF 5/16" BSF thread, 38mm wide x 23mm high

CA1023-BSW 5/16" BSW thread 38mm wide x 23mm high.

Rabbit eared windscreen wing nuts

CA1044 1/4" BSF thread, 28mm tall x 12mm dia with 40mm ears in polished brass.

CA1045 5/16" BSF thread, 30mm tall x 17mm dia at base with 38mm wings. Chrome on brass.

CA1045A 3/8" BSF thread, 30mm tall x 17mm dia at base with 38mm wings. Chrome on brass.

BUMPER BOLTS



481 Chromium plated dome headed bolt with flats beneath. Supplied with washer and nut. Round head 14.5mm head diameter x 26mm long x 5/16" (approx 8mm) thread.

481A Chromium plated dome headed bolt with flats beneath. Supplied with washer and nut. Flat head 15.7mm head diameter x 20mm long x 5/16" (approx 8mm) thread.

482 Chromium plated round head bolt with flats beneath, 37mm long x 3/8" thread. Head diameter 19mm.

889A Oval head, chromium plated bumper bolt, 25mm x 16mm approx. 5/16"BSW (approx 8mm) thread, 8.1mm square under head, length approx 24mm.

889B Oval head chromium plate bumper bolt, 35mm x 22mm approx. 3/8BSW (approx 10mm) thread, 9.6mm square under head, length approx 32mm.

CABLE ADJUSTER



483 Simple gadget for adjusting lengths/tension of cables. Only one to be used per cable. approx 85mm wide.

GEARBOX RUBBER COVERS

84188 Moulded rubber transmission/gearbox cover to original pattern for Morris 8 Series E and Morris 10 models, Dimensions 235mm long x 195mm at widest, turret 68mm diameter x 35mm tall.



DOME HEADED BOLTS



A-13040-S Shallow dome head lamp base repair kit. Screws approx 11mm diameter across head, stem approx 4.5mm thread x 12mm long. Polished stainless steel, supplied with hex nuts. Per packet of 12 nut/screw/washer assemblies.



64384 Moulded transmission/gearbox cover to original moulding shape for Morris 8 Series 1 & 11 vehicles

64385 Moulded rubber gearstick gaiter for Morris vehicles, but has other uses, 62mm base diameter, approx 10mm top neck bore, 71mm tall.

GEARSTICK RUBBERS



910 Black rubber with flat base 124mm diameter x 90mm high. Diameter inside base 72mm, hole for stick at top 14mm dia.

C-943070 Black rubber gear lever gaiter. 'D' shaped base 142mm tall x 110mm wide external (inside approx 69mm x 64mm). Gear stick hole 14mm. Height 100mm.

E83W-940370 Black rubber gear lever gaiter, circular base 93mm overall to fit approx 80mm metal panel hole (max thickness 2.5mm). Gear stick hole 15mm. Approx 60mm overall tall.

OILS & LUBRICANTS

Castrol Classic Oils are the right choice for your cherished classic or vintage vehicle. Older engines have very different requirements to modern engines. With larger oil galleries and a greater reliance on splash and cling properties, seals made from traditional materials as well as the risk of carbon gum and varnish, you need to be sure that your oil will perform as the vehicle manufacturer originally intended.



Castrol Classic XL 20W-50 is a premium multigrade engine oil of good all round performance. Formulated with high quality mineral oils, plus carefully selected additives, it is ideally suited to older technology and classic car engines.

- For pre-1980 classic cars and motorcycles
- A conventional 20W-50 multigrade engine oil
- Formulated with high quality mineral oils plus selected additives
- Ideally suited to classic car engines
- Offers excellent oil consumption and a very high level of engine wear protection

XL20W/50-L Castrol Classic Oil - 1 Litre

XL20W/50-G Castrol Classic Oil - 1 Gallon

Castrol Classic XL 30 is a premium SAE30 monograde oil. Formulated with high quality mineral oils, plus carefully selected additives, it is ideally suited to older technology and classic car engines.

- For pre-1950 veteran, vintage & classic cars
- A high quality SAE 30 monograde engine oil
- Also used in most types of manual gearboxes fitted to vintage and classic cars
- Specified for pre-selector type gearboxes (such as Wilson)

•Offers excellent cold temperature starting and improved oil pressure at high operating temperatures.

XL30-L Castrol Classic Oil - 1 Litre

XL30-G Castrol Classic Oil - 1 Gallon

Castrol Classic XXL40 is a premium SAE40 monograde oil. Formulated with high quality mineral oils, plus carefully selected additives, it is ideally suited to older technology and classic car engines.

- For pre-1950 cars and pre-1970 motorcycles
- A high quality SAE 40 monograde engine oil
- Recommended for single and multi-cylinder engines under road and competition conditions
- Also recommended for many single and multi-cylinder pre 1970 classic motorcycles for engine and gearbox lubrication.

XXL40-L Castrol Classic Oil - 1 Litre

XXL40-G Castrol Classic Oil - 1 Gallon

Castrol Classic GP50 is a premium SAE50 monograde oil. Formulated with high quality mineral oils, plus carefully selected additives, it is ideally suited to older technology and classic car engines.

- For pre-1950 performance cars and pre-1970 motorcycles

•Traditional low detergent SAE 50 monograde engine oil

•Offers excellent high temperature performance

•Excellent noise suppression


•Very high level of engine wear protection.

GP50-L Castrol Classic Oil - 1 Litre

GP50-G Castrol Classic Oil - 1 Gallon



Castrol classic mineral gear oils are formulated with high quality mineral oils. They are fortified with an anti-oxidation and anti-wear additive to ensure that the oils are able to withstand the conditions in gearboxes/axles during service and to ensure gears are protected against wear.



OIL FILTER ADAPTOR KITS

Now available - Flexolite oil filter adaptor kits for a wide range of classics. These kits enable vehicles with older filter systems to utilise modern spin-off oil filters. All Flexolite adaptor kits are easy to fit and make changing the oil filter a clean and simple operation. The adaptors should not affect oil pressure switches, warning lights, or pressure-relief valves. In many case they will provide improved start-up oil pressure due to the use of anti-drain valves in many modern spin-off oil filters—and all cars will benefit from the improved filtration capability of modern filters. Fitting a Flexolite oil filter adaptor also makes it easy to fit an oil cooling system to your classic – vital for competition cars as well as older cars needing to keep pace with modern motoring conditions.

Kits come complete with instructions, any gaskets or seals required, and one filter. Many British cars of the 1950s and '60s shared engines, so if your model is not listed please look at other marques which used the same engine. Note that vehicles with by-pass filters can use a conversion kit with a remote filter head that takes a modern spin-on filter—please contact us for advice. FINALLY- please check the inner and outer ring adaptor plate dimensions in the product description on our website against your filter head – as this is the best indication (other than matching Fram or Tecalemit filter head numbers) that the kit is right.



Generic Image—kit varies according to vehicle

SKU	Application for Oil Filter Adaptor Kit
FA001	Ace/Aceca to 1963—AC Engine
FA021	Ace—Bristol 6 Cylinder Engine
FA113	Alfa Romeo 105 Series—filter heads marked 'Comit'
FA002	Alfa Romeo 105 Series to 1974
FA003	Alfa Romeo 1900 to 1963
FA008	Aston Martin 6 Cylinder Engine to 1963
FA011	Austin A35
FA097	Austin A90 Westminster to 1959
FA031	Austin A90 Atlantic
FA032	Austin A110
FA031	Austin A123/A135
FA115	Austin Healey Sprite (Tecalemit FA2717)
FA119	Austin Healey Sprite (Purolator)
FA015	Austin Healey 100/4 to 1956
FA016	Austin Healey 100/6 to 1959
FA017	Austin Healey 3000 to 1968
FA081	Austin Healey 3000 Horizontal conversion
FA018	Bentley MKVI 4.5 Litre to February 1952
FA019	Bentley Continental, R Continental and R-Type 4.5
FA020	Bentley Series I to 1959
FA107	Bristol 406—110 Engine
FA025	Daimler SP250/Dart to 1969
FA026	Daimler V8 250 to 1969—screw in to filter head
FA133	Ford 8 and 10HP 1933 to 1959
FA088	Ford 100E to 1962
FA083	Ford 105E
FA090	Ford Consul, Zephyr Zodiac Mk II and III 1956 to 1966
FA028	Hillman Imp
FA035	Jaguar Mk 1 and 2 Early
FA036	Jaguar late Mk 2, 240, 340
FA033	Jaguar MK V (bolt down) to 1951
FA080	Jaguar Mk VII (Engine no A1001—B5304)
FA077	Jaguar XK120 (Engine Number W1001 to W4382)
FA078	Jaguar XK120 (W4383 on), XK140 and Mk VII
FA079	Jaguar XK140 (G6233 on), Mk VI, Mk VIII & IX

SKU	Application for Oil Filter Adaptor Kit
FA034	Jaguar XK150 to 1960
FA037	Jaguar E-Type 3.8
FA038	Jaguar E-Type 4.2 S1 1961 to 1968
FA039	Jaguar E-Type 4.2 S2 1968 to 1971
FA040	Jaguar S Type, 420, 420G and Mk X to 1969
FA041	Jaguar XJ6 S1 to 1973
FA042	Jaguar XJ6 S2 to 1978
FA075	Jowett Jupiter (early cars with Vokes filter head)
FA043	Jowett Javelin and Jupiter to 1954
FA044	Lancia Aurelia B20 Series 4 to 6 and B24
FA046	Lancia Flaminia
FA106	Land Rover Series I—1948 to 1958
FA118	Land Rover Series II
FA049	Lotus Elite to 1963
FA135	MGA, MGB to 1967—18G, GA, GB engines
FA012	MGA/MGB to 1970—NOT 1500
FA014	MGC Series to 1969
FA050	MG TD, TF to 1955 & YA, YB late, XPAG to 1953
FA122	MG Midget to 1970
FA053	Morgan Plus 4 (TR3 engine) to 1969
FA124	Morris Oxford to 1971 (NOT 1500)
FA123	Morris Minor to 1971
FA101	Porsche 356
FA121	Reliant Sabre (with Ford Mk2/3 Zephyr straight 6)
FA058	Rover P4—(Bolt up through filter)
FA059	Rover P4—(Bolt down into filter bowl)
FA063	Triumph Roadster to 1949 with Fram FF21003 plate
FA065	Triumph Roadster to 1949 with Purolator filter head
FA066	Triumph TR2, 3, 4 and 4A to 1967
FA136	Triumph 6 cylinder—2000/2.5 Pl, GT6 & Vitesse
FA067	Triumph TR7 to 1982, Stag to 1977, Dolomite Sprint
FA068	Vauxhall Velox, Wyvern, early Cresta Series E to 1957
FA069	Vauxhall Cresta to 1972 and Victor FB to 1964
FA070	Vauxhall Viva to 1978 and Chevette to 1984
FA071	Volvo PV444, 544 to 1961

ST90 - Castrol Classic ST90 Oil- 1 Litre

Castrol Classic ST90 is suitable for the lubrication of most types of gears including helical, spur, bevel and worm; but must not be used for hypoid gears where API GL-4 or GL-5 oils are recommended.

- Monograde SAE90 gear oil
- For gearboxes and differentials where a non low EP gear oil is specified
- For straight cut gears
- API GL-3

D140 - Castrol Classic D140 Oil- 1 Litre

Castrol Classic D140 is suitable for the lubrication of most types of gears including helical, spur, bevel and worm; but must not be used for hypoid gears where API GL-4 or GL-5 oils are recommended.

- Monograde 'straight' low EP gear oil
- For most types of gear including helical, spur, bevel, and worm
- API GL-3 high viscosity

EP140 - Castrol Classic EP140 Oil- 1 Litre

Castrol Classic EP140 is recommended for the lubrication of conventional spiral bevel final drives and mild hypoid axles where API GL-4 oils are recommended.

- Extreme pressure oil
- For hypoid and non hypoid applications, and some manual transmissions
- API GL-4

EP90 - Castrol Classic EP90 Oil- 1 Litre

Castrol Classic EP90 is recommended for the lubrication of conventional spiral bevel final drives and mild hypoid axles where API GL-4 oils are recommended.

- Extreme pressure multi-purpose gear oil
- For hypoid and non hypoid applications
- API GL-4



TQF

TQF - Castrol Classic TQF Oil- 1 Litre

Castrol Classic TQF was specially formulated to meet the requirements of the now obsolete Ford Automatic Transmission Fluid (ATF) specification ESW-M2C-33G/-33F as required for many older transmissions used in classic vehicles. It may also be used as a general hydraulic fluid or power steering fluid where the manufacturer specifies the use of an ATF.

GREASE



MOLYG

HTG

SX2

Castrol's Classic greases are specially formulated for early vehicles. **Red rubber grease** for use on hydraulic brake and clutch components, where hardening or swelling of rubber must be avoided.

Water pump grease for vane and gland type water pumps - mostly for pre-1940 automotive applications.

High temperature grease in anti-friction bearings operating in high temperature conditions. **Moly grease** to provide dry lubrication under extreme operating conditions.

Spheerol SX2 for wire wheel splines, exposed brake shoe pivots, handbrake mechanisms and gear linkages.

MOLYG - Castrol Moly Grease - 400g

Castrol Moly Grease - High melting point, lithium based grease containing molybdenum, providing dry lubrication under extreme operating conditions.

Ideally suited for the following applications; King pins and bushes, shackles and suspension trunnions, bevel worm and peg steering boxes.

HTG - Castrol High Temperature Grease - 400g

Castrol High Temperature Grease is intended for use in a wide range of plain and rolling element bearings within both the automotive and industrial markets, especially targeting those applications where upper operating temperatures are likely to exceed the limits of conventional, lithium thickened greases.

SX2 - Castrol Spheerol SX2 Grease - 400g

Castrol Spheerol SX2 Grease - A calcium based extreme pressure grease, developed specifically to provide a high degree of resistance to water wash and to provide protection in wet environments.

Suitable for use on wire wheel splines, exposed brake shoe pivots, handbrake mechanisms and gear linkages.



REDRG

WPG

L/EPO

REDRG - Castrol Red Rubber Grease - 500g

Castrol Red Rubber Grease This grease has good mechanical stability and is compatible with natural and synthetic rubbers. It is resistant to hydrocarbons and most chemicals. Eliminates rubber swelling. It is designed for use on automotive brake assemblies, rubber components, and hydraulic components. Because of its resistance to lubricating oil it is suitable for gland packing and seals.

WPG - Castrol Water Pump Grease - 500g

Castrol Water Pump Grease - Hard consistency grease for vane and gland type water pumps. Mostly for pre-1940 automotive applications.

L/EPO - Castrol Spheerol L/EPO Grease - 500g

Castrol Spheerol L/EPO Grease - Lithium semi-fluid self-leveling grease for veteran and vintage cars and motorcycles, with grease packed axles and gearboxes. Suitable for centralised lubrication systems and grease filled gearboxes.



FOR OUR COMPLETE RANGE OF PRODUCTS SEE THE WEBSITE

WWW.VINTAGECARPARTS.CO.UK

FUEL ADDITIVES



VALVEM Castrol Classic Valve Master - 250ML
Valvemaster is the recommended solution for cars and motorcycles requiring valve seat protection. The best protection after lead against valve seat recession.

Protects your engine under all driving conditions.

Keeps fuel systems clean.

Protects against corrosion.

VALVEM+ Castrol Classic Valve Master PLUS - 250ML
Valvemaster Plus can be used with 95, 97, 98, 99 or higher octane rated petrol containing E5 or E10 ethanol. The best protection after lead against valve seat recession.

Increases fuel economy by up to 2%.

Protects your engine under all driving conditions.

Keeps fuel systems clean.

Protects against corrosion.

Increases acceleration by up to 3%.

ETHANOLMATE[®] - Fuel additive to protect against the corrosive effects of fuel containing ethanol (E5, E10).

Protects against acid corrosion in metal fuel line components.

Protects against gum and resin build-up and carbon deposits.

Cleans carburettors, injectors, filters and fuel lines of existing deposits.

Can improve driveability, increase fuel economy, restore power and reduce emissions.

Suitable for use in 2 and 4 stroke engines.

Can be used with leaded petrol, LRP, octane boosters and catalytic converters.

A 250ml bottle will treat 250 litres of fuel (approx. 54 gallons).

COOLANT



Castrol 4 Life Coolant

4life is now predominantly used in classic vehicles and performance cars, where an extra safety margin against overheating is required and a lower running engine temperature is beneficial. 4life noticeably reduces engine running temperature in all conditions.

4LCOOL-1L - Castrol 4 Life Coolant - 1 Litre

4LCOOL-5L - Castrol 4 Life Coolant - 5 Litre

HEATERS



BARRMK1

BARRMK1 Clayton Classic Barrel Heater. The Clayton heater was used in 1960's Jaguar saloons as well as cars from Daimler, Alvis, Lea Francis, Armstrong Siddeley, Rover and the Land-Rover S1. It is also very similar to the Smiths unit fitted to Morris, TR3, Austin-Healey and Jaguar XK. This is a single speed 12V motor.



BARRMK2

BARRMK2 Clayton Classic Barrel Heater - With Demist. The Clayton heater was used in 1960's Jaguar saloons as well as cars from Daimler, Alvis, Lea Francis, Armstrong Siddeley, Rover and the Land-Rover S1. It is also very similar to the Smiths unit fitted to Morris, TR3, Austin-Healey and Jaguar XK. Requires 1 1/4" hose to connect the demist outlet to demist nozzles. This is a single speed 12V motor.



FINHEAT

FINHEAT The Finland Heater. Connect into water system via 5/8" (16mm) outer diameter copper pipe stubs. Complete with four position fan speed switch and demister air hose. 3 Speed Fan. Heater matrix box sizes 120mm x 120mm x 290mm. Heater motor protrudes 110mm. A compact high performance after market heater system from long established ELITE KL. Often included as standard equipment in many quality kit cars.



XENOSMK1

XENOSMK1 The Xenos Cabin Heater 2 speed heater, louvered grille outlet. W 251mm x D 196mm x H 115mm



XENOSMK2

XENOSMK2 The Xenos Mk2 Cabin Heater 2 speed heater - with demisting outlets. W 251mm x D 196mm x H 115mm.

COOLING FANS




BUD10

Budget Radiator Cooling Fan. Budget electric cooling fan for radiators. Available for Front or Rear of the radiator fitting. Please specify when ordering. They are not interchangeable. Universal fitting kit included.


BUD10. 10" Fan 276mm x 290mm, 65mm deep.

BUD12. 12" Fan 295mm x 318mm. 65mm deep.



FPK01

FPK01. Pull Through Kits are an ideal quick fix solutions. Perfect for motorsport applications or for fans under 12". Each kit is supplied with 4x Pull Throughs, 4x 3mm Rubber Washers, 4x Foam Pads and 4x Push on Buttons.



COMEX10

Comex Cooling Fans. The essence of the Comex fan is the selection of quality component parts and the use of dedicated Suction or Blower blades which maximise airflow. Each fan is plastic injection moulded using UV stable polymers which will stand the test of time. Due to the quality of these fans they have a very wide range of applications - suitable for off-road vehicles, classic cars, race prepared vehicles, coaches and motor homes.

COMEX9 9" Cooling fan

COMEX10 10" Cooling fan

COMEX12 12" Cooling fan

COMEX14 14" Cooling fan

COMEX15 15" Cooling fan

All above fans are available in Blow or Suction spec.



9FB

Universal Aluminium Fan Brackets. Perfect for securely mounting a fan to the radiator. Made from aluminium, these are laser cut with 200mm long legs to suit the stated fan size. Each kit is supplied with 2x Brackets, 4x M6 Nyloc Nuts & 4x M6 Washers. Available for 9", 10", 12", 14" and 15" cooling fans.



TURMSW


TURMSW Thermostatic fan switch. Simple fitting switch which goes into the top hose. This switch kit is adjustable to turn your fan on between 60 and 120 degrees C.

CEP Classic Engine Parts

1920



1990



www.classicengineparts.co.uk

Thousands of engine parts in stock for a huge range of cars, motorcycles, stationary engines, commercial and agricultural vehicles from the 1920s to the 1980s

Please search our engine spares range on the website - some product categories have tools to allow part search by product characteristics and specific vehicle model- or just get in touch with details of your vehicle and let us research the parts you need using our huge technical library.

We stock parts for all makes from AEC to Volvo so please give us a try.

CEP products include :-

-  Main Bearings
-  Big End Bearings
-  Cam Bearings
-  Small End Bushes
-  Pistons
-  Liners
-  Piston Ring Sets
-  Individual Piston Rings
-  Valves
-  Valve Guides
-  Valve Springs
-  Timing Chains
-  Oil Seals
-  Gaskets
-  Oil Pumps
-  Oil Filters
-  Core Plugs
-  Water Pumps
-  Starter Ring Gears



Humber Hawk Main Bearings



Rover P3, P4, Land Rover I & II Valve Springs



Ford Consul, Zephyr, Zodiac Pinion Oil Seal



Ford Lotus Twin Cam Exhaust Valve



Land Rover Series I & II Crankshaft Oil Seal



Hillman Imp Cam Bearing




As well as stocking parts for most popular classics we have helped many vintage car owners find suitable alternative parts by size, including piston sets, bearings and seals. We also arrange manufacture of batches of engine parts for trade customers and clubs through our network of specialist suppliers. Our extensive range includes -



Over 2000 starter ring gears, many original new old stock Francis B. Willmott gears as well as brand new gears reproduced from original patterns. Search our database by teeth, size or application to see if we have the gear you need.



Over 40,000 engine valves and valve guides, most originally manufactured by Tranco. Other makes include James, TRW and AE. We also arrange production of valves in a range of specifications in batches of usually 250 for our specialist trade customers. We also stock 100s of sets of Terry's valve springs for classic applications



WELLWORTHY® Pistons & Rings


The choice of the Expert

Over 6000 new old stock piston sets from Wellworthy, Hepolite, AE, Mahle, Covmo, BHB, Nural and more for applications from the '20s onwards. We also have many original piston ring sets plus 1000s of individual piston rings to help with re-ringing and repair of your original pistons.



Over 40,000 sets of engine bearings – main and big end shell bearings for 1000s of applications. Please enquire with your application - you may be surprised what is still available for older vehicles back to the 1930s. New old stock collected over many years from ACL, Dualloys, Remax, Glacier, Vandervell, Clevite, Glyco and King.

**WHETHER YOU
ARE AN ENGINE
REBUILDER OR
INDIVIDUAL OWNER,
PLEASE GET IN
TOUCH AND WE WILL
DO OUR BEST
TO HELP!**



+44 (0) 1684 212882

TOOLS



TOOL1 14 piece AF spanner set in holder pouch. Satin chrome finish spanners with open end at one end, ring spanner at the other. Drop forged, hardened and tempered. Chrome vanadium steel. Sizes 1/4", 5/16", 3/8", 7/16", 1/2", 9/16", 5/8", 11/16", 3/4", 13/16", 1" and 1.1/4".



TOOL2 8 piece BSW Whitworth spanner set in holder pouch. Chrome finish spanners with open end at one end, ring spanner at the other. Drop forged, hardened and tempered. Chrome vanadium steel. Sizes 1/8", 3/16", 1/4", 5/16", 3/8", 7/16", 1/2", 9/16"



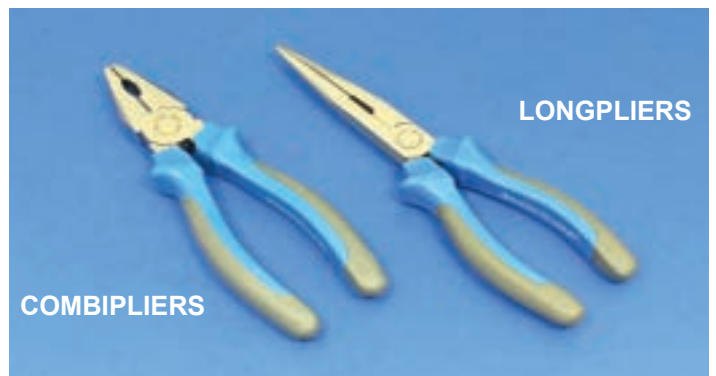
TOOL3 9 piece AF 3/8" square drive hexagonal socket set. Satin chrome finish sockets, drop forged, hardened and tempered chrome vanadium steel with chamfered ends for positive nut location. Sizes: 1/4", 5/16", 3/8", 7/16", 1/2", 9/16", 5/8", 11/16" & 3/4".



TOOL4 6 piece AF spanner set in clip holder. Satin chrome finish spanners with open end at one end with a ring spanner at other. Drop forged, hardened and tempered. Chrome vanadium steel. Sizes 3/8", 7/16", 1/2", 9/16", 5/8", 11/16" across flats.



Screwdriver2 Engineers Screwdriver set - 12 piece Fully hardened chrome vanadium steel blades with hardened, satin finish and magnetic tips. High-impact plastic handles. Includes 6 x Pozidriv: 0 x 75, 1 x 75, 2 x 38, 2 x 100, 2 x 150 and 3 x 200mm, and 6 x slotted: 3 x 75, 5 x 75, 6 x 38, 6 x 100, 6 x 150, and 8 x 200mm.



Combipliers Expert Combination Pliers. Heavy duty chrome vanadium steel. Hardened and tempered. 2-tone soft-grip handles with slip guards.

Longpliers Expert Long Nose Pliers. Heavy duty chrome vanadium steel. Hardened and tempered jaws. 2-tone soft-grip handles with slip guards. 200mm



BPH16 16 oz Ball Pein Hammer. 1 lb (one pound) ball pein hammer. Forged steel head and shock-absorbing, high-strength fiberglass shaft with nylon surround.

BRM16 16 oz Black Rubber Mallet. Solid rubber head and hardwood shaft. Head secured with glue and pin. For soft striking of woodworking chisels, forming sheet metal, and easing components.

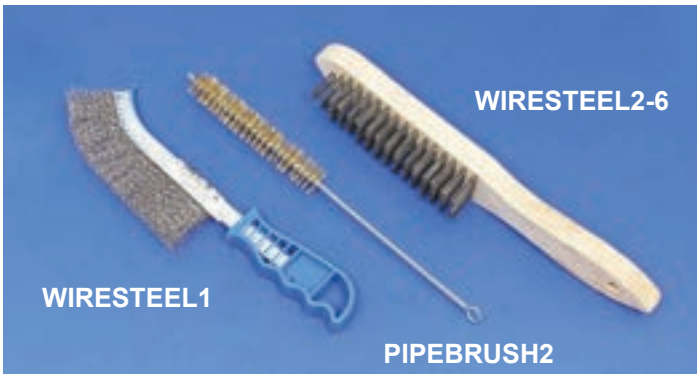


FILTERPLIERS

FILTERWRENCH2

FilterPliers Oil Filter Pliers. Drop-forged alloy steel with PVC double-dipped handles for comfortable grip. Phosphate coated for corrosion resistance. Allows easy removal of filters. Jaw capacity 45 - 135mm.

FilterWrench2 Rubber Strap Wrenches set - 2 piece. Soft, non-slip rubber grips. For loosening or tightening oil filters, PVC pipes and hose fittings. Non-marking strap should not damage fine finishes.



WIRESTEEL1

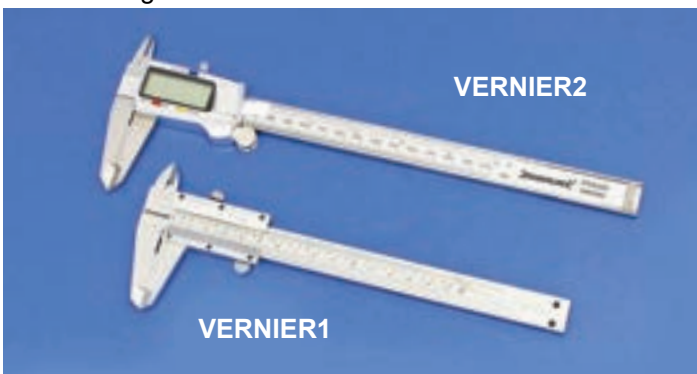
WIRESTEEL2-6

PIPEBRUSH2

WireSteel1 Steel wire brush. Steel wire bristle brushes for general cleaning. Polyurethane handle.

PipeBrush2 Pipe cleaning brush - 3/4". 19mm diameter Corrosion-resistant brass wire bristles, galvanized steel stem. For cleaning drill holes and internal bores.

WireSteel2-6 Heavy duty wire brush - 6 row. Heavy duty steel wire brush with wooden handle. Bristle length 25mm. Length 290mm. 6 row



VERNIER1

VERNIER2

Vernier1 Vernier Caliper - 0 - 150mm / 6". High carbon steel vernier caliper resolution 0 - 150 x 0.02mm. 4-function measurement: internal, external, depth and step.

Vernier2 Digital Vernier Caliper - 0 - 200mm / 8". Good value, stainless steel, 0 - 200mm/8", digital vernier calipers with 4-function measurement: internal, external, depth and step. Thumb wheel fine adjustment and zero setting at any position. Accurate to 0.01mm/0.0005".



TOOL5

GAP TOOL

Tool5 Feeler gauge. Hardened and polished carbon steel leaves clearly marked with sizes. 26 leaves 0.051mm to 0.635mm thicknesses.

GapTool Spark Plug Gap Tool - 0.5 - 2.55mm / 0.02 - 0.1". Coin-type tool with flanged hole to adjust the side wire without damaging the centre element and outer rim to measure the electrode gap.



MULTIMETER2

MultiMeter2 Digital Multimeter. Hand-held digital multimeter with large LCD display for basic functions. Powered by 9 volt battery. CE approved.



THREADTEST

ThreadTest Alloy thread test plate. A very handy and popular plate for identifying common grease nipple and oiler threads - Metric 6, 8, 10mm; UNF 1/4", 5/16", 3/8"; BSF 3/16", 1/4", 5/16", 3/8"; BSP 1/8", 1/4", Whitworth 1/4", 5/16", 1/2"; NPT 1/8", 1/4" and 3/8"



TOOL ROLL-2

TOOLROLL2 Tool roll - Beige canvas. Nice period well made beige canvas tool roll. Stitched leather tool holder strap with 10 adjustable tool holder leather loops. Two internal canvas flaps with cloth stitched edging, buckled leather securing strap. Dimensions when open 41cm x 26.5cm. Other designs available.

CONSUMABLES



HYBLUE HYCLEAR HYRED

HYBLUE Hylomar® Blue Gasket Compound - 100g. Leading non-setting gasket and sealing compound in use world-wide. Non-hardening and non-setting allows for unlimited assembly time. Vibration resistant. Allows metal to metal contact.

HYCLEAR Hylomar® Silicone based engineering grade gasket sealer - 85g. Forms any size or shape of gasket instantly. Remains flexible, will not shrink. Bonds to metal, glass, ceramics, plastics, fibres and wood.

HYRED Hylomar® Red Hylolyte, Gasket Compound - 40ml. Semi Hardening gasket and jointing compound. Improved gap filling, useable on rough machined surfaces. Resistant to steam - operating temperature 40 - 250°C.



EPOXY1

EPOXY2

Loc243

EPOXY1 Epoxy Resin Double Syringe (25ml). General purpose epoxy resin. Twin mix syringe. Cures in about 5 minutes, depending on ambient temperature.

EPOXY2 Epoxy Putty Stick. Steel stick is a hand-mixable, non-rusting, steel-reinforced epoxy putty that quickly repairs or rebuilds anything made of steel.

Loc243 Medium strength threadlocking adhesive. Prevents loosening on vibrating parts such as pumps, motor mounting bolts, gear boxes etc.



EXPASTE

EXPUTTY

EXPASTE Hylomar® EAP5 Exhaust Assembly Paste 140g tube. Eases assembly of joints. Withstands 1000 degrees celsius. Ensures gas tight seal.

EXPUTTY Hylomar® Exhaust Repair Putty 250g Tin. Withstands 1000 degrees celsius.



DC1

DEG1

WSG1

CAS1

DC1 Brake Cleaner. A strong non-chlorinated solvent blend to quickly and safely remove brake fluid, grease and oil from brake and clutch parts. 500ml.

DEG1 Degreaser. For general degreasing of machinery including chains, gears, gogs, drives, motors and bearings. 400ml.

WSG1 White Spray Grease Aerosol. Ideal for use on car door hinges. Also on runners, guide tracks and other moving parts. 500ml.

CAS1 Copper Anti Seize Aerosol. Use on threaded fasteners to prevent seizing in areas exposed to high torque and temperatures. Reduces friction and wear, providing good corrosion protection. 400ml.



HRP1

HRP2

HRP1 Heat Resistant Black Paint. For use on engines, exhausts, pipes, radiators etc 750 deg C max. 500ml.

HRP2 Heat Resistant Aluminium Paint. For use on engines, exhausts, pipes, radiators etc 750 deg C max. 500ml.



WOOL1

WOOL2

Steel wool wire for use in the home, garage, garden and workshop. 450 grams.


WOOL1 Fine grade.

WOOL2 Medium grade.

WOOL3 Coarse grade

www.vintagecarparts.co.uk

Tel. +44 (0) 1684 212882



Emery Cloth. Emery sheet (blue cloth) 280mm x 230mm. Aluminium Oxide. Sold per sheet.

EMERY1 120 grit Fine

EMERY2 80 grit Medium

EMERY3 40 grit Coarse



POLISH1 Autosol Metal Polish. Autosol Metal Polish 75ml tube, removes tarnish and discolouration from Chrome, Aluminium, Stainless Steel, Brass and Copper. Reduces blueing on exhausts, restores and polishes to a brilliant finish.

POLISH2 Liquid Metal Polish 180ml, cleans and polishes Silver, Copper, Brass, Stainless Steel, Aluminium and Chrome.



RUST-CON Heavy duty rust converter, water based, formulated to stabilise rust prior to painting. Actively converts the rust present on the substrate into a stable iron complex, as the polymer dries it forms a barrier to oxygen and moisture sealing against further corrosion.

RUST-TREAT High Concentrate Rust Remover. Remove any grease, loose rust or flaking paint, apply with brush or trigger spray (supplied) directly on to the rust. Wait 15 minutes, apply a second coat and immediately wipe dry, surface will be ready to paint in 30 minutes. It is advisable to wear goggles, face mask and gloves.

REFURBISHMENT & RELINING



We can offer the re-lining of brake shoes of any type, fitting new linings. Turnaround and despatch is usually within 3 weeks of receipt.



We offer a clutch friction plate re-lining service, usually despatching within 3 weeks of the date of receipt.



We undertake the re-corking of various clutch plates as fitted to Morris, MG, Wolseley, Railton and BSA etc. We will only work on a customer's own plate and usually offer a turn round despatch within 3 weeks.



We also offer a refurbishing and repair service for hydraulic lever arm and friction shock absorbers. It is necessary for customers to supply units for overhaul.

MONTAUT

VETERAN MOTORING PRINTS

Ernest Montaut (1878–1909) was a French poster artist who died at an early age. He is credited with the invention of various artistic techniques, such as speed lines and distorting perspective by foreshortening to create the impression of speed. These techniques are still in use today. Montaut's images display action, drama and derring-do, tortuous mountain passes covered at breakneck speed by the newly invented automobile.

We have a superb collection of Montaut motoring themed reprints which are exclusive to The Complete Automoblist. These were commissioned from originals some years ago, and offer a superb glimpse of veteran and Edwardian style motoring art. These fabulous prints show all the early essence of speed. Close study reveals the artist's talent for pictorial detail.

These fine prints are available framed or unframed and in 2 sizes.



Regular prints are
306mm x 203mm
30 designs
available

Frame dimensions
980 x 535mm or
420 x 315mm
Black woodgrain effect
30mm wide, with a white
mount card.





SVC supply a wide range of parts and accessories for vintage and classic vehicles as well as for kit cars and specialist sports cars.

SVC was founded by Tony Stafford in 1982 and has manufactured and supplied high quality parts and accessories for over forty years.

Parts supplied include aeroscreens, wiper systems, lights, switches, mirrors, looms, fans and much more. We sell products from most leading classic accessory brands such as Comex, Clayton, Facet, Smiths and Moto-Lita. We also manufacture many new parts to a high specification.

Famous for the widest range of lighting and mirrors for classic cars and specials. Call SVC on **01684 219863**



Issue 5 of the legendary SVC catalogue is currently available. Full colour and packed with our amazing range of lighting, mirrors, parts and accessories for your classic car or special project.

Featuring lots of information and guides to help you select the items you need. Keep one in your workshop or garage.

Pick up a copy at a show, or ask for a copy with your next order from SVC.

www.s-v-c.co.uk



Aeroscreens & Deflectors



Filler Caps & Necks



Wiper Systems




Gauges & Instruments



Lighting



Fuel System Components



Switches



Steering Wheels & Pedal Rubbers



Mirrors



Electrical Accessories



Wiring Looms




Clips, Clamps, Seals & Ties



Cooling, Fans & Hose



Heaters



Brake Systems & Servos



Alternators, Dynalites, Starters



Small Ford Spares are a specialist supplier of spare parts for Ford and Thames side-valve vehicles built 1932-1962. The product range also includes parts for the overhead valve 105E/123E models.

- 8hp passenger inc. Y Tudor and Fordor, E04A, E494A Anglia
- 10hp passenger inc. Deluxe C & CX, E93A, Prefect, 103E Popular
- 100E, 101E passenger inc Anglia, Prefect, Popular, Escort, Squire and model 107E new Prefect
- 105E and 123E Anglia saloon or estate
- 8hp commercial inc. Y, 7Y, E04C and E494C van
- 10hp commercial inc. E83W van, pick-up and utilecon
- 300E model commercial 5cwt and 7cwt van
- 307E and 309E Thames/Anglia van

Classic Ford Spares is an expansion of Small Ford Spares to cover the Consul, Zephyr, Zodiac, Corsair, Classic Capri and Cortina Mk I models.

Offering many obsolete classic Ford parts for models from 1951 to 1972. Our stock range is in development and is growing to include a wide collection of parts, whether new old stock, remanufactured, reconditioned or used. We ultimately aim to offer a similar selection of parts to that provided for the earlier Small Fords

Aquaplane®

Founded in the mid-1950s, Aquaplane had significant success racing motor boats and with Ford 'specials' for trials and racing. By the 1960s the biggest market for tuning equipment was for saloon cars including the Ford 100E Anglia, Prefect and Popular and later the 105E Anglia. There are still many enthusiasts for the well-engineered products and much of the range remains in production today. Products include performance valve springs, sports camshafts, cylinder heads, aluminium flywheels, high volume oil pump, inlet and exhaust manifolds plus many more period tuning parts and accessories.



Books & Catalogues




Parts Lists



Service Manuals



Rubber Engine Mounts



Model Y 1932-1937



Unique parts



Anglia E494A 1949-1953



Aquaplane manifolds



Pickup E83W 1950-1957



Suspension Mounts



Prefect 100E 1953-1962



Bonnet Ornaments




Prefect 107E 1959-1961



Fuel Pump



Anglia 105E 1959-1967



Aquaplane cylinder head



Consul Mk2 1956-1962



Aquaplane water pump



Cortina Mk1 1962-1966



Flexolite is the leader in the supply of fluid system components for classic cars and specialist vehicles – with 1000s of parts for fuel, oil, water, brake and clutch systems.

We stock an unparalleled range of oil filter adaptors, oil cooling system components, hoses, fittings, fuel pumps, taps, adaptors and accessories for older cars. Flexolite has years of experience in designing, manufacturing, and installing its products on classic cars.

In 2020 Flexolite was acquired by Vintage and Classic Spares, adding its automotive fluid handling expertise to Vintage's 50 years of experience in the supply of parts and accessories to thousands of pre and post-war motoring enthusiasts worldwide.

With its expanded range of products, Vintage and Classic Spares is dedicated to helping owners look after their much-loved classic vehicles and keeping them on the road.

Please get in touch regarding your requirements – we have more parts than those listed on our website, as well as many contacts to help locate more elusive parts.

Call 01684 368539



www.flexolite.co.uk



AC Fuel Pump Repair Kits



Fuel Filler Caps



Inline Oil Thermostat



Oil Cooler Systems



Oil Cooler Take-off Plates



Fluid Fittings and Couplings




Modern Filter Adapter Kits




Oil Filters

Notes



Notes



Terms & Conditions

1. Application of these Terms and Conditions

These Terms and Conditions will apply to all orders for products placed on any of the websites listed below and via our sales team which utilise our delivery services.

www.vintagecarparts.co.uk
www.completeautomobilist.com
www.smallfordspares.co.uk
www.classicfordspares.co.uk
www.fordaquaplane.co.uk
www.s-v-c.co.uk
www.classicengineparts.co.uk
www.flexolite.co.uk
www.classicbulbs.co.uk
www.tobyvintage.com

They govern your contract with us for (i) the sale of products; and (ii) delivery services. Your contract for the purchase and delivery of our products will be with Vintage Supplies Limited. Our registered address is Unit 7 Merebrook Business Park, Hanley Road, Malvern, Worcestershire WR13 6NP, Company Number 02099573. You can contact our team regarding any queries relating to these Terms and Conditions and orders you place using the following contact details:

Phone: +44 (0)1684 212882
Email: info@vintagesupplies.com

2. Description of Products

We take all reasonable care to ensure that all details and descriptions are correct however should you feel that there are any misrepresentations please advise us so that we may amend it if necessary. The use of original numbers does not indicate supply of original parts. We reserve the right to supply pattern/remanufactured parts as necessary. It is the purchaser's responsibility to ensure and check that parts supplied are suitable for the vehicle and intended use, and the supplier gives no warranty express or implied of suitability.

3. Order Placement via Website

Once all required products have been added to the online Shopping Cart you will need to Select the Shipping Country using the drop-down list. You must then Select Rate and will be offered the available delivery options. The charges displayed at this stage are based on the calculated package weight. We reserve the right to amend the charge based on the actual weight and dimensions of the final order however if this leads to a difference of more than 10% of total order value you will be contacted for authorisation prior to despatch. Approximate Shipping Charges are displayed in the table below the Shopping Cart. You confirm your consent to this charge when you submit your order.

3.1 How to review your order

At checkout you will be given an opportunity to review your order, including the country of delivery, to make any amendments prior to placing an order. If you make an error in the order you place, please contact customer services on the contact details above as soon as possible, so they can advise.

3.2 Placement and acknowledgement of your order

You place the order for your products on the website by pressing the "Checkout Now" button at the end of the checkout process. You will be guided through the process of placing an order by a series of simple instructions on the website. We will send you an order confirmation email detailing and acknowledging the products you have ordered. This order confirmation email does not constitute an acceptance of your order.

3.3 When your order is accepted and your products are despatched

Order acceptance and completion of the contract between you and us will take place when you receive a despatch email, unless we have notified you that we do not accept your order.

Non-acceptance of an order may be a result of one of the following:

The product you ordered being unavailable from stock;
Our inability to obtain authorisation for your payment;
The identification of a pricing or product description error;

We reserve the right to withhold product supplies from any person or company

4. Order Payment

We accept payment via Visa and Mastercard debit and credit cards, Paypal, bank transfer, cheque and, in the case of counter sales only, cash. If you are placing the order on the website and wish to pay by any means other than debit or credit card please submit an enquiry and a proforma invoice will be emailed with details of how to pay.

For most products, if you choose to pay via your credit or debit card you will be charged when we despatch your order, this excludes special order and customised products when we will charge your card at the time we place the order with our supplier. If paying by any other means we will verify funds have been received prior to despatch.

Trade account payment terms are 30 days EOM, so payment is due 30 days after the end of the month in which the invoice was received. Monthly statements will be sent via email and we reserve the right to charge interest on outstanding accounts, at a rate in excess of current bank rate.

The contract will be concluded in English.

We only accept payment in Pound sterling (GBP). We're unable to offer the option to pay in local currency. International credit card providers or banks will determine the exchange rate: if payment is made in a currency not issued as standard by the bank, they may add an additional processing or administration charge which the cardholder will be liable to pay.

The details of your specific contract will not be filed by Vintage Supplies Ltd. If you do require any information regarding orders you have placed with us, please contact our Customer Services Team using the contact details above.

Goods remain the property of Vintage Supplies Ltd until payment is received in full.

How to cancel an order and return Products

5. Order Cancellation

The right to cancel allows you time to examine the goods. The cooling off period starts when the contract is concluded and ends 7 working days after the day the goods are received. The right to cancel excludes special order and customised items, for example rubbers and materials which have been cut off rolls, shock absorbers, number plates and leather belts.

When you exercise the right to cancel you are under a duty to take reasonable care of the goods and to return them to us in the condition they were supplied. It is your responsibility to cover return postage costs and it is advised that returned items be sent via recorded mail as we cannot be responsible for lost items.

6. Missing, Incorrect, Damaged or Faulty Items

If any products are missing, incorrectly picked, damaged or faulty, we must be notified on receipt of goods. If goods are sent by carrier sign "damaged" if apparent. You may cancel the order and receive a refund, or request a replacement. This right shall be available for a maximum of 7 days from delivery.

Please contact the sales team using the contact details above who will provide advice and arrange a free return and/or a replacement where applicable, please do not send any items independently as we will not guarantee to reimburse your expense.

We will reimburse to you (by the method used to pay for the original transaction) the cost of the products and delivery, provided no further products within the order were retained, within 30 days of receipt of the returned products.

Please note that this refund will be made in the currency used to pay for the original transaction.

6.1 International Duties and Taxes

We will cover the delivery charges and all relevant duties and taxes for replacement products despatched as a result of a picking error, fault or damage. Please see Section 8 for further details regarding International Duties and Taxes.

Terms & Conditions

6.2 Special Order Products or Products made to your specification

If a special order or customised product is faulty or damaged please contact our sales team for further information and advice

7. VAT

VAT is applicable at the standard UK rate on all orders delivered to a UK postal address, this applies even if the invoice address is international.

The order confirmation email and subsequent invoice will itemise VAT for all product lines and delivery.

Where you have requested delivery to a Non-UK address, the products and the delivery service will be zero-rated i.e. not subject to UK VAT however there will be local duties and taxes payable prior to delivery. See further details below.

8. Import Duty and Tax Payments and Customs - International orders only

Products delivered to destinations outside the UK may be subject to taxes, fees, customs duty, levies or other charges as a result of local legislation or customs formalities. These charges are calculated by our shipping agent and the recipient of the products, which may not be the person placing the order, will typically receive a separate request for payment of these charges when the goods arrive in the country of destination. If you're ordering products to be delivered to someone else, please ensure they're aware that they'll be responsible for these additional charges. Payment by you or the recipient (as applicable) must be received by the relevant customs authority before delivery of the Products will be made.

Unfortunately we have no control over these charges and cannot predict what they may be, so we are unable to offer any assistance on these processes. We advise that you check any customs formalities and the import charges applicable in any country before ordering products to be delivered there. We will use commercially reasonable efforts to provide you with information which we hold which relates to the product or order which you may need in order to arrange customs clearance.

You (or the recipient of the products if different) will be the importer for all international deliveries of the products. Therefore, before placing an order, it's your responsibility to check that any products ordered comply with country, state and/or federal government import regulations, and that there are no local requirements or restrictions which may affect receipt of your order.

You agree that we will act on your behalf as exporter of the products and will complete export declarations in our own name on your behalf.

If an order is placed and restrictions that we were not aware of at the time the order was made are applied by the customs authority of the destination country, then we will cancel the order and return payment to you.

We, or our shipping agents, may request information from you in relation to customs formalities. You must respond to any request for information within 5 days of the request, or the order will be cancelled.

If the recipient wishes to return the product(s), they must request a refund of the customs duties and tax directly with their local customs office and must present proof of return. As the process varies by country and is subject to regular legislative amendments we can not provide any further advice on this.

9. Delivery Charges

We reserve the right to amend the charge based on the actual weight and dimensions of the final order however if this leads to a difference of more than 10% of total order value you will be contacted for authorisation prior to despatch. Approximate Shipping Charges are displayed in the table below the Shopping Cart.

You confirm your consent to this charge when you submit your order.

10. Lead Times

We supply almost all products direct from our extensively stocked warehouse so, with the exception of special order and customised products where lead times will be specified within the product details, we endeavour to process orders on receipt. Occasionally, some items will not be ex-stock and will be marked 'to follow' on the invoice and despatched immediately new stock arrives. You will only be charged once for shipping.

Delivery lead times to international addresses will vary according to destination but we will use reasonable endeavours to ensure that all products will be delivered within 30 days from the conclusion of the contract with us. In the event that your order has been despatched by us (as confirmed in the despatch confirmation e-mail) but has not arrived within the estimated delivery time range, please contact our sales team on the contact details above. If delays outside of our control occur, we will make every effort to keep you informed.

11. Privacy

In accordance with our Privacy Policy, we may disclose your relevant personal information pertaining to your order, to other firms we or they work with (such as delivery service providers) in order to process, deliver your order to you, and to keep you informed of any updates regarding your order. To read more on how your personal data is going to be handled, read our full Privacy Policy.

12. Limitation of Liability

We accept liability only for items which are proved faulty by reason of our negligence. Such liability is limited to the price paid for the item and does not include any consequential loss.

13. Severance and Survival

If any part of these Terms and Conditions shall be found by a Court to be unlawful, void or unenforceable for any reason, then that provision shall be capable of being severed and separated from these Terms and Conditions and shall not affect the validity and enforceability of any of the other provisions of these Terms and Conditions which shall all remain in force.

14. Entire agreement

You confirm that, in agreeing to accept these Terms and Conditions, you have not relied on any representation made to you other than those contained in these Terms and Conditions and you agree that you shall have no remedy in respect of any such additional representation. Your statutory rights are not affected by these Terms and Conditions.

15. Jurisdiction


These Terms and Conditions shall be subject to English law. All claims or disputes arising in relation to or in connection with any contract (any order for Products) under these Terms and Conditions shall be governed by English law.



**VINTAGE
SUPPLIES**



Fast, efficient shipping
WORLDWIDE
including customised
quotations &
collection options



New products
are always in
development, and
unobtainable parts
re-manufactured



The full range
of Vintage Toby
products for the
pre-war motoring
enthusiast



Established in 1971,
celebrating over 50
years of service to our
customers worldwide



1000s of specialist
products in stock,
many unique to us
and handmade in
Britain



The Malvern Hills



CONTACT

Unit 7 Merebrook Business Park
Hanley Road, Malvern
Worcestershire WR13 6NP
Tel : **+44 (0)1684 212 882**
Email: info@vintagecarparts.co.uk



+44 (0)1684 212 882

www.vintagecarparts.co.uk